



Catálogo 2024

MOTORES DE ARRANQUE



FABRICA Y DISTRIBUYE
SOME S.R.L.



CERTIFICADO DEL SISTEMA DE GESTIÓN

Número de certificado:
C598888

Fecha Inicial de Certificación:
12 julio 2005

Validez:
13 julio 2023 – 12 julio 2026

Se certifica que el sistema de gestión de

SOME S.R.L.

Chubut 2581, 1824, Lanús Oeste, Provincia de Buenos Aires, Argentina

es conforme a la Norma del Sistema de Gestión de Calidad:

ISO 9001:2015

Este certificado es válido para el siguiente campo de aplicación:

Diseño, fabricación y venta de motores de arranque, alternadores y sus componentes y despiece. Comercialización de autopartes eléctricas en general.

Lugar y fecha:
Katy, TX, 08 julio 2023



Oficina de emisión:
DNV - Business Assurance
1400 Ravello Drive, Katy, TX, 77449-5164, USA

Sherif Mekkawy
Representante de la dirección

El incumplimiento de las condiciones establecidas en el Contrato puede dar lugar a la cancelación del certificado.

ENTIDAD ACREDITADA: DNV Business Assurance USA Inc., 1400 Ravello Drive, Katy, TX, 77449, USA - TEL: +1 281-396-1000. www.dnv.com

CHEVROLET



301040
BEDFORD CIMARRON CHEVROLET,
12v. Z10 Ø40mm.

DEUTZ



301425
DEUTZ A-46, DEUTZ A65 MOTOR 913 2
Y 3 CIL., 12v. Z10 Ø40

301425/24
ÍDEM 24V



301426
DEUTZ 1114 - F4L/F6/L-913 - etc.
24V-Z9-Ø34,5 (35256954)

301426B
DEUTZ 913 MAQUINA VIAL
(EN BAÑO DE ACEITE)

301426/12
ÍDEM 12V (35256747)
301426B/12
ÍDEM BLINDADO 12V
301426C/12
TRACTOR DEUTZ AX4.75,
12v. Z9 Ø34,5mm.



301427
DEUTZ 70, DEUT85, DEUTZ 86,
FHAR, 24v.

301427/12
ÍDEM 12V



301430
DEUTZ 1113, 2114 , 24v.REEMPLAZO
ARR.C/SUNCHO, REFORMA DIPRA



301469
DEUTZ A40/45/55/65, FIAT, M.BENZ, ETC.,
REFORMA CAV, BNG, 12v. Z9 Ø34.5mm.

301469/10
DEUTZ A40-50 12V-Z10-Ø38,5

301469/11
DEUTZ 50-IMP 12V-Z11-Ø40,8

301469/24
301469/10/24
301469/11/24
ÍDEM 24V

FIAT



300322

FIAT 673 CP3- 900-1100, 6 CIL. 24v. Z10

300322/12

ÍDEM 12V



301048

N.HOLLAND, FIAT 540, 640,880, 980, 12v. Z9 Ø34.5mm.

301048/24

ÍDEM 24V

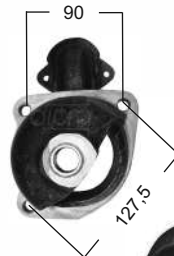


AGUJERO CON ROSCA



301056

FIAT 697-619, REFORMA REEMPLAZO MAGNETI MARELI




301468

FIAT 400E, FIAT 800E, FIAT 900E, CAMION 713, TRACTOR J.DEERE, 12v.

301468/24

ÍDEM 24V



301469I

FIAT 650, FIAT 700, REEMPLAZO CAV GIRO IZQUIERDO 12v. Z10 Ø38.5mm.



301469/10

DEUTZ A40/50/55, FIAT400/500, M, BENZ, REEMPLAZO BNG, CAV.-Z10 12v. Ø38.5mm.



301470

FIAT SOMECA 450, REEMPLAZO BNG C/SUNCHO 12v. Z9



301471

FIAT U25, GIRO IZQUIERDO 12v.

FIAT



301472
FIAT 411, 24v.

301472/12
ÍDEM 12V



301473
FIAT 400, FIAT 500, FIAT 600, FIAT 700, 12v. Z10 Ø40mm.




301474
FIAT 150 TURBO, 24v. TIPO BOSCH



301476
FIAT EUROCARGO, EUROTRAKKER, 24v. TIPO BOSCH




301477
FIAT DAILY, 12v. TIPO BOSCH




301780
FIAT 780, 24v. Z12 Ø57.5mm.
HELICOIDAL
301780/12
ÍDEM 301780 12V

301780R
FIAT 780-R60 24V-Ø57,5
Z17 DIENTES RECTOS
301780R/12
ÍDEM 301780R 12V



301781
FIAT 780, REEMPLAZO BNG C/SUNCHO 24v.

301781/12
ÍDEM 12V




301782
FIAT 780, REEMPLAZO TIPO MARELLI
C/SUNCHO 24v. Z12

301782/12
ÍDEM 12V

301783
FIAT 780 Reemplazo BPD
24V-Z11-Ø40,8

FIAT



301784

FIAT 780, REEMPLAZO BNG Z9 24v. TIPO ESPECIAL

301784/12

ÍDEM 12V



301307

M.BENZ 608 Y DEUTZ, 12v. Z9 Ø34.5mm.

301307/24


ÍDEM 24V

FORD



301166

FORD 7000 MOTOR CUMMINS 4BT-6BTA/A, 12v. Z10 Ø32mm.



301167

FORD 3500/4000/7000/14000, MOTOR MWM 12v. Z9 Ø34,5



301240

FORD 7000 MOTOR PERKINS 6-354, 12v. Z10 Ø40mm.

301240/24

ÍDEM 24V



301305

FORD CAMION Y PICK UP MOTOR PERKINS 4-203 6-305, 12v. Z10 Ø40mm.

301305B

ÍDEM BLINDADO

301305/24

ÍDEM 301305 24V



301305C

PERKINS 4-203, 12v. Z10 Ø40mm. (CORTO)



301306

FORD 14000 MOTOR PERKINS, 12v. Z9 Ø34.5mm.

JOHN DEERE



301068

J.DEERE 1420/2030/2144/2333/2420/2530/2730/3140,
12v. Z10 Ø32mm.

DODGE-IKA



301704

DODGE D100, DODGE D200 Reforma DIPRA



301027

AUTOELEVADOR MOTOR CONTINENTAL, 12v.

301027/24

ÍDEM 24V



301027B

MOTOR CONTINENTAL BLINDADO, 12v. Z9 Ø29mm.



301027D


AUTOELEVADOR MOTOR CONTINENTAL



301027JE

JEEP, ESTANCIERA MOTOR CONTINENTAL,
12v. Z9 Ø29mm.

LINEA ASIATICA



301049

CAMION 3STAR, JUEJIN, LYDON,
REFORMA AN 115 24v. Z11 Ø39.5mm.

301049/12
ÍDEM 12V



301055

SANXING , REFORMA AN 115 24v. Z9 Ø35.5mm.



301067

CAMION JAC, JIMBEI, 24v. Z11 Ø39.5mm.

301067/12
ÍDEM 12V

MERCEDES BENZ



301307

M.BENZ 608 Y DEUTZ, 12v. Z9 Ø34.5mm.

301307/24
ÍDEM 24V



301383

M.BENZ , TIPO BOSCH 12v.

301383/24
ÍDEM 24V



301384

M.BENZ 712, 24v. ELECTRONICO
REEMPLAZO DELCO REMY Z9 Ø34.5mm.



301385

M.BENZ 608, TIPO BOSCH 12v. Z9 Ø34.5mm.



MERCEDES BENZ



301649
MERCEDEZ BENZ 608, MERCEDEZ BENZ 1518,
12v. Z9 Ø34.5mm.



301649/24
ÍDEM 24V



301469
DEUTZ A40/45/55/65, FIAT, M.BENZ, ETC.,
REEMPLAZO CAV, BNG, 12v. Z9 Ø34.5mm.



301469/24
ÍDEM 24V

MITSUBISHI



301050
MITSUBISHI CANTER, REFORMA 24v. Z9 Ø35mm.



MOTORES CUMMINS



301166
FORD 7000 MOTOR CUMMINS 4BT-6BTA/A,
12v. Z10 Ø32mm.



301388
MICRO OA 106 CUMMINS, 24v. Z10 Ø32mm.



301389
TRACTOR ZANELLO, MOTOR CUMMINS
12v. Z10 Ø40mm.



301389/24
ÍDEM 24V



301390/24
CAMION VW 15-160, MOTOR CUMMINS 24v.



MOTORES PERKINS



301000
PERKINS INGLES 3 CIL.



301240
FORD 7000 MOTOR PERKINS 6-354,
12v. Z10 Ø40mm.

301240/24
ÍDEM 24V



301305
FORD CAMION Y PICK UP, MOTOR PERKINS
4-203 6-305, 12v. Z10 Ø40mm.

301305B
ÍDEM BLINDADO
301305/24
ÍDEM 301305 24V



301305C
PERKINS 4-203, 12v. Z10 Ø40mm. (CORTO)



301306
FORD 14000 MOTOR PERKINS, 12v. Z9 Ø34.5mm.




301425B
PERKINS BRASIL, (EN BAÑO DE ACEITE) 12v. Z10 Ø40 mm.

NISSAN



301052
NISSAN MOTOR 4 Y 6 CIL.,
24v. REFORMA AN 115

301052/12
ÍDEM 12V



301052/9
NISSAN ED30-33, 12v. Z9 Ø36



301069
NISSAN CPC 14 MOTOR 6 CIL.,
24v. Z11 Ø39.5mm. REFORMA AN 115

301069/12
ÍDEM 12V

PEUGEOT



300160/4
PEUGEOT DIESEL LIGERO XD2

RASTROJERO



300106/1
RASTROJERO BORGWARD,
REFORMA AN 115



300106/2
RASTROJERO INDENOR, REFORMA AN 115

RENAULT




301159
RENAULT TRAFIC, REFORMA INDIEL

SCANIA




301386
SCANIA 220 MOTOR P93-P94, Z9

TOYOTA



301057
TOYOTA, 24v. Z9 Ø34,5



301058
TOYOTA MOTOR DYNA,
REEMPLAZO NIPPONDENSO 24v. Z11 Ø40

TRACTORES



301043
TRACTOR HANOMAG 55, 12v. Z9

301044
TRACTOR HANOMAG, 12v.



301045
TRACTOR BELARUZ, 12v.

TRACTORES



301046
RUSLAN 2 Y 4 CIL., (CORTO) 12v.



301048
N.HOLLAND, FIAT 540/640/880/980, 12v. Z9 Ø34.5mm.



302265/12
TRACTOR ZETOR, 12v. Z11 Ø40,8



302265/24
ÍDEM 24V

ZANELLO



301389
TRACTOR ZANELLO, MOTOR CUMMINS 12V. Z10



301389/24
TRACTOR ZANELLO, MOTOR CUMMINS 24V. Z10



VOLKSWAGEN



301380
CAMION VW 13180, TIPO INDIEL 12v. Z10 Ø38,5mm.



301390/24
CAMION VW 15-160, MOTOR CUMMINS 24v.

REFORMAS VARIAS

- 302301: TRACTOR C/ MOTOR PERKINS 6CIL., 12V. Z10
- 302298: CATERPILLAR 320L SERIE 9KK02415, 24V. BLINDADO
- 302322: TOPADORA CATERPILLAR D74A, 12V. Z9 Ø29.5 GIRO IZQUIERDO
- 302344: CATERPILLAR 3406B DITA 6 CIL., 24V. Z11 Ø56mm. GENERADOR 365 KVA
- 301077: AUTOELEVADOR L-1834E EI, 24V. Z11
- 302264: MOTOR NISSAN L18 (NAFTA), REFORMA DIPRA
- 302270: TRACTOR FAHR , MOT. M.BENZ 2 CIL. D 21512V. Z11 Ø40 GIRO IZQUIERDO
- 302325: HANOMAG CHINO, MOT. ESTACIONARIO 3 CIL. 100/157/204HP, 24V. Z11 Ø40,8mm.
- 302287: MOTOR PERKINS CHILENO, 12V. Z11
- 302290: TRACTOR JONH DEERE 2000 3 CIL., 12V. Z11
- 302343: TRACTOR JONH DEERE 2300, 12V. Z11 Ø40.8
- 302275: AUTOELEVADOR, 12V. Z9 Ø32.5
- 302334: CAMION LEYLAND COMET 6 CIL., 24V. Z12 Ø46mm. 150HP 1969
- 302315: PALA CARGADORA LIUGONG 6 CIL., 24V. Z11 Ø53mm.
- 302280: MAHINDRA, 12v. Z9301071TRACTOR 4 CIL., 12V. Z9
- 302277: MOTOCOMPRESOR 6 CIL., 24V. Z10
- 302272: MOTOR MARINO MERCURISER 6 CIL. 180 HP. DIESEL, 12V. BLINDADO
- 301083: PALA MICHIGAN, 12V. Z10 Ø40mm.
- 302313: PALA CARGADORA FRONTAL MICHIGAN 45, 12V. Z11 Ø39.5mm.
- 301083/11/24: PALA MICHIGAN, 24V. Z11 Ø40,8mm.
- 302313/24: PALA CARGADORA FRONTAL MICHIGAN 45, 24V. Z11 Ø39.5mm.
- 301079: PALA RETROEXCAVADORA, 24v. Z11 Ø53mm.301062PERKINS INDUSTRIAL, 12V. Z10
- 302285: NEW HOLAND AGRICULTOR 1500RPM, MOTOR DIESEL R4105ZD FUERZA 56KW.
- 302286: COSECHADORA N.HOLLAND, MOTOR FORD GENESIS TIPO BOSCH 12V.
- 302279: AUTOELEVADOR KOMATSU, 12V. Z9
- 302320: PICK UP NISSAN MOTOR 2.3 MODELO 92, 12V. Z9 Ø35.5
- 302262: PALA CHINA 4 CIL., 24V. Z9
- 302266: CAMION CHINO YANGZULANG, 12V. Z12 Ø42.3
- 302282: CAMION CHINO YUEJING, 12V. Z11
- 302283: RETROEXCAVADORA ALLIS CHALMERS , MOT.PERKINS INGLES 140 6CIL. 24V. Z11
- 302288: PALA CHINA XCMG MODELO W166 AÑO 2009, 24V. Z9
- 302302: PALA CARGADORA PAYLOADER 16, 24V. Z9 Ø33
- 302306: MOTONIVELADORA ORION (RUSA), 24V. Z10
- 302308: MAQUINA VIAL (CHINA), 24V. Z11 Ø40.8
- 302310: AUTOELEVADOR XCMG LW166 4CIL. (CHINO), 24V. Z9
- 302312: JEEP WILLYS AMERICANO 12V. Z10 Ø37, 12V. Z10 Ø37
- 302316: PALA RETROEXCAVADORA BOREX UMZ (UCRANIANA), 12V. Z10 Ø36
- 302318: AUTOELEVADOR SAMPI MOTOR PERKINS 6 CIL. (INGLES), 12V. Z11 Ø40.8
- 302319: MOTOR ESTACIONARIO HATZ 2/3/4 CIL. (ALEMAN), 12V. Z11 Ø40.8
- 302329: AUTOELEVADOR YALE MOTOR VALIANT NAFTERO, 12V. Z9 Ø29
- 302335: CAMION UNIMOG 2 OREJAS, 12V. Z11 Ø39.5
- 302339: PALA CARGADORA LIUGONG CLC 816, 24V. Z9 Ø33
- 302342: PALA FRONTAL XCMG LW321F, 24V. Z11 Ø53mm.
- 302345: GRUPO ELECTROGENO SAME MOTOR DEUTZ 3 CIL., 12V. Z11 Ø40,8mm.
- 302347: GRUPO ELECTROGENO, 24V.
- 302349: PALA RETROEXCAVADORA, 24V. Z11
- 302260: MAQUINA VIAL, 24V. Z10 Ø47
- 302273: AUTOELEVADOR WAUKESHA, 12V. NAFTERO A GAS
- 302294: AUTOELEVADOR BALKANCAR RECORD PERKINS 4236, 12V. Z11
- 302297: MOTONIVELADORA CHINA XCMG-GR 215, 24V. Z9
- 302338: TRACTOR VALTRA, 12V. Z11 Ø40.5
- 301041/2: TRACTOR MOTOR PERKINS (BRASIL), 12V. Z10
- 302346: TRACTOR PORSCHE, 12V. Z9 Ø34.5
- 301066: CAMION TATA, 12V. Z9 Ø34.5
- 302292: AUTOELEVADOR TOYOTA MODELO VIEJO, 24V.
- 302340: AUTOELEVADOR TOYOTA MODELO VIEJO, 12V. Z9 Ø52.5
- 302348: CAMION TOYOTA HINO REEMPLAZO NIPPONDENSO , 24V. Z11
- 302299: RETROEXCAVADORA VOLVO 220, 24V. Z9
- 302291: PALA YLICHAK, (YLICHAK YYC6798767)
- 302300: ROMPEDORA DE ASFALTO DEUTZ, 12v. Z9 Ø34,5
- 302274: TRACTOR FIAT 450
- 302296: FIAT R60, 24v. Z9 REEMPLAZO BPD
- 302276: FIAT R60, 24V .Z9
- 301070: AUTOELEVADOR, 12v. Z9 BLINDADO
- 302330: CLARK MITSUBISHI, 12v. Z10 Ø40
- 302269: AUTOELEVADOR SD25 4 CIL., 12v. Z9

TAPAS DE ARRANQUE



100010
Arr. T. BOSCH, FKB, VOLVO,
DEUTZ, M.BENZ, SCANIA



100010A
Arr. T. BOSCH, FKB, M.BENZ,
DEUTZ



100015G
Arr. T. BOSCH, FKB, SCANIA
VABIS, DEUTZ



100017
Arr. BPD CAMIONES VARIOS



101016
Arr. T. BOSCH, BNG,
M.BENZ 312, FIAT, DEUTZ



101017
Arr. T. BOSCH, BNG,
M.BENZ 312, FIAT, DEUTZ



100019
Arr. T. BOSCH, FKB, SCANIA



100022
Arr. T. BOSCH, FKB, FIAT 619,
MOTOR DEUTZ



100023
Arr. T. BOSCH, FKB, SCANIA
(SUECO), MERCEDES BENZ 218



100097/98
Arr. T. LUCAS, CAV, BEDFORD,
PERKINS, FIAT 650

CHEVROLET



100038
Arr. T. INDIEL, CHEVROLET 400,
PICK UP, OPEL K180



100038/1
Arr. T. GAREF, CHEVROLET 400,
PICK UP, OPEL K180



101040
Arr. REFORMA AN115 BEDFORD,
CHEVROLET



101177
Arr. T. BOSCH, CHEVROLET
CORSA 1.6



101218
Arr. T. DELCO, CORSA NAFTA

DODGE



101704
Arr. T. INDIEL, DODGE DE SOTO,
3 AGUJEROS



101704/1
Arr. T. INDIEL, DODGE D100,
DODGE 400-1957/1958



101704/2
Arr. T. DIPRA, INDIEL,
DODGE D100 DE SOTO,
REF. DIPRA-EJE 12mm.



101710
Arr. T. TRIA, VW 1500,
DODGE 1500 (DESDE 1980)

DODGE



101711

Arr. T. GAREF, VW 1500,
DODGE 1500

FIAT



101000

Arr. T. GAREF, FIAT 600, FIAT 750,
SOLENOIDE 3 AGUJEROS



100123

Arr. T. GAREF, FIAT 600, FIAT 750,
SOLENOIDE 2 AGUJEROS



100125

Arr. T. GAREF, FIAT 1100,
SOLENOIDE 2 AGUJEROS



100127

Arr. T. GAREF, FIAT 1100,
SOLENOIDE 3 AGUJEROS



100129

Arr. T. GAREF, FIAT 1500



101325

Arr. T. GAREF, FIAT 128



101326

Arr. T. GAREF, FIAT 128 SUPER
EUROPA, FIAT DUNA, FIAT UNO



101327

Arr. T. GAREF, FIAT 133



101328

Arr. T. M. MARELLI, FIAT 147,
FIAT DUNA, FIORINO



101329

Arr. T. GAREF, FIAT 147,
FIAT DUNA, FIAT UNO, FIORINO,
M. TIPO



101331

Arr. T. BOSCH, FIAT 147,
FIAT UNO, FIAT DUNA, M. TIPO



101190

Arr. T. BOSCH, FIAT FIORINO,
M. FIRE



101166

Arr. T. INDIEL,
DUNA MOTOR 1.4, 1.6



101330

Arr. T. BOSCH, FIAT DUNA,
FIAT UNO 1.5, M. TIPO



101335

Arr. T. BOSCH, FIAT DUNA,
FIAT UNO, DIESEL MOT. 1.7



101337

Arr. T. INDIEL, FIAT DUNA,
FIAT UNO, DIESEL MOT. 1.7
TURBO ENCASTRE 82mm.



101337/1

Arr. T. INDIEL, FIAT DIESEL,
DIESEL MOT. 1.7 TURBO,
ENCASTRE 76.6mm.



101337/2

Arr. T. INDIEL, FIAT DUNA, FIAT
UNO, DIESEL MOT. 1.7 TURBO
ENCASTRE 81.4mm.



101338

Arr. T. M. MARELLI, FIAT PALIO,
FIAT SIENA



101191

Arr. T. M. MARELLI, FIAT PALIO,
FIORINO, MOTOR 1.3 MPI

FIAT



101333
Arr. T. BOSCH, FIAT PALIO,
FIAT SIENA



101334
Arr. T. M. MARELLI, FIAT DUCATO
MOTOR 1.9, 2.5



101339
Arr. T. M. MARELLI, FIAT
DUCATO 2.5, FIAT DUCATO 2.8



101474/1
Arr. T. INDIEL, FIAT DAILY
EUROCARGO



101475/1
Arr. T. NASHVILLE, FIAT DAILY
EUROCARGO



101476I
Arr. T. BOSCH, FIAT IVECO,
DAILY EUROCARGO



100322
Arr. T. INDIEL, FIAT 673
MOTOR CP3, BEDFORD



101047
Arr. T. DIPRA, INDIEL, FIAT 619,
REFORMA DIPRA TIPO AN115



101048
Arr. T. INDIEL, TRACTOR
UNIVERSAL, FIAT 550/640/980,
N.HOLLAND, REF.TIPO D.LIGERO



101048/1
Arr. T. INDIEL, TRACTOR
UNIVERSAL, FIAT 540/550,
REFORMA DIPRA TIPO AN115



101056
Arr. T. DIPRA, FIAT 619 N1,
REFORMA TIPO AN115



101472
Arr. T. DIPRA, FIAT TRACTOR 411,
REF. TIPO AN115



101473
Arr. T. INDIEL, FIAT TRACTOR
400, 500, 500S, FIAT U25



101474
Arr. T. INDIEL, FIAT 150 TURBO



101475
Arr. T. NASHVILLE,
FIAT 150 TURBO



101476
Arr. T. BOSCH, FIAT 150 TURBO



101469
Arr. T. DIPRA, BNG, CAV,
MERCEDES BENZ, FIAT, DEUTZ,
TRACTORES, REF. P/IMP. Z9



101469/10
Arr. T. DIPRA, MERCEDES BENZ,
FIAT, DEUTZ, MAQ. VIALES,
TRACTORES, P/IMPULSOR Z10, Z11



101470
Arr. T. DIPRA, FIAT TRACTOR
SOMECA, BNG-C/ SUNCHO ,
REF. DIPRA T. AN115



101780
Arr. T. DIPRA, TRACTOR
FIAT 780, FIAT 60R , REF.
DIPRA ARR. T. AN115



101781
Arr. T. DIPRA, TRACTOR FIAT 780,
REF. DIPRA ARR. TIPO AN115



101782
Arr. T. DIPRA, TRACTOR FIAT 780,
REF. DIPRA ARR. TIPO AN115

FORD



100003
Arr. T. INDIEL, FORD F-100,
FORD 350, MOTOR V8



101164
Arr. T. INDIEL, FALCON,
FAIRLANE 62-67



101167
Arr. T. INDIEL, CAMION FORD ,
MOTOR MWM, REF. DIPRA T.
DIESEL LIGERO



101180
Arr. T. INDIEL, FORD
FALCON FRONTAL



101165
Arr. T. INDIEL, TAUNUS



101176
Arr. T. FORD, MOTORCRAF,
FORD KA



101179
Arr. T. VALEO, FORD KA



101209
Arr. T. INDIEL, FORD F100, 250,
4000, 7000, 14000 , MOTOR
MWM, ARR.TIPO: M93R



101168
Arr. T. INDIEL, FORD CARGO,
MOTOR CUMMINS, ARR.TIPO:
M93R



101171
Arr. T. INDIEL, FORD CARGO
1622, ARR. TIPO: M100R-MOTOR
CUMMINS 6CTA/A 8.3



101172
Arr. T. INDIEL, CUMMINS 6BT,
CUMMINS 6BT, ARR. TIPO: M93R



101185
Arr. T. INDIEL M100R,
CATERPILLAR, J.DEERE, FORD,
MAQ. VIALES, CUMMINS



121210
CUBRE IMPULSOR ARR.
T.INDIEL FORD RANGER 3 LTS,
35262889 - 35262475

IKA



101027
Arr. T. INDIEL, JEEP IKA,
ESTANCIERA, KAISER,
MOTOR CONTINENTAL



101027/1
Arr. T. DIPRA T. D. LIGERO,
JEEP IKA , ESTANCIERA,
KAISER, MOTOR CONTINENTAL



101027/2
Arr. T. DIPRA T.D. LIGERO, JEEP IKA ,
ESTANCIERA, KAISER,
MOTOR CONTINENTAL



101027/2F
Arr. T. DIPRA T.D. LIGERO, JEEP IKA ,
ESTANCIERA, KAISER,
MOTOR CONTINENTAL

MITSUBISHI



101200
Arr. T. INDIEL, TORINO



101562
Arr. T. INDIEL, RAMBLER,
TORINO 300L, TORINO 300S



101050
Arr. T. DIPRA, MITSUBISHI
CANTER, REFORMA DIPRA

NISSAN



101052
Arr. T. DIPRA, NISSAN 4 CIL.,
REFORMA DIPRA



101714
Arr. T. BOSCH, NISSAN V16,
SENTRA, BOSCH
MEXICANO

PEUGEOT



100154
Arr. T. INDIEL, PEUGEOT 403,
CON PALANCA DE HIERRO



100154/1
Arr. T. TAMATEL, PEUGEOT 404



100154/2
Arr. T. INDIEL, PEUGEOT 404,
HIERRO



100154/3
Arr. T. TAMATEL, PEUGEOT 504



100154/4
Arr. T. FENSACO, PEUGEOT 404



100154/5
Arr. T. FENSACO, PEUGEOT 504



100160
Arr. T. INDIEL, PEUGEOT 404,
PEUGEOT 504,
SOLENOIDE 2 AGUJEROS



100160/1
Arr. T. DUCCELLIER, INDIEL,
PEUGEOT 404, PEUGEOT 504,
CON BUJE 902



100160/2
Arr. T. INDIEL, PEUGEOT 504
2000CC, SOLENOIDE 4
AGUJEROS



100160/3
Arr. T. INDIEL, PEUGEOT DIESEL
LIGERO, BUJE GRANDE,
EJE 15mm.



100160/4
Arr. T. INDIEL, PEUGEOT DIESEL
LIGERO, BUJE CHICO, EJE 14mm.



100160/5
Arr. T. INDIEL, PEUGEOT 504,
PEUGEOT 505, ARR. TIPO: M93



101100
Arr. T. GAREF, PEUGEOT 404,
PEUGEOT 504



101800
Arr. T. GAREF, PEUGEOT 504,
PEUGEOT 505 2000CC



101102
Arr. T. BOSCH, PEUGEOT 405



101173
Arr. T. VALEO, PEUGEOT 405,
PEUGEOT 306



101182
Arr. T. VALEO, PEUGEOT 206,
PEUGEOT 306

RASTROJERO



100102
Arr. T. BOSCH, RASTROJERO
BORGWARD



100106
Arr. T. DIPRA, RASTROJERO
BORGWARD



100106/1
Arr. T. DIPRA, RASTROJERO
BORGWARD, REF. DIPRA T.
D.LIGERO



100250
Arr. T. IME, RASTROJERO INDENOR,
SOLENOIDE: ORIFICIOS
ENTRECENTROS 57mm.



100250/1
Arr. T. IME, RASTROJERO IME,
SOLENOIDE: ORIFICIOS
ENTRECENTROS 54,5mm.



100250/2
Arr. T. INDIEL, RASTROJERO
IME, MODELO NUEVO



100250/3
Arr. T. INDIEL, PEUGEOT,
RASTROJERO, MOTOR INDENOR

RENAULT



100150
Arr. T. DUCELLIER, INDIEL,
RENAULT 4, DAUPHINE, GORDINI



100158
Arr. T. INDIEL, RENAULT 4,
RENAULT 6, RENAULT 12,
RENAULT 18, RENAULT 19



101157
Arr. T. INDIEL, RENAULT 18,
RENAULT 19, KANGOO, TRAFIC



101158
Arr. T. BOSCH, RENAULT 9,
RENAULT 19



101159
Arr. T. INDIEL, RENAULT 18,
TRAFIC DIESEL



101160
Arr. T. ARGELITE, RENAULT 12,18



101175
Arr. T. ARGELITE, RENAULT 9, 12,
19, MOT 1.6



101161
Arr. T. INDIEL, RENAULT 12,
RENAULT 18, ARR. TIPO M93



101162
Arr. T. INDIEL, TRAFIC,
RENAULT 18, MOTOR 1400CC



101163
Arr. T. INDIEL, RENAULT 11,
RENAULT 12, RENAULT 18 ,
MOTOR 1600CC



101163/1
Arr. T. INDIEL, RENAULT 11,
RENAULT 12, RENAULT 18 ,
MOTOR 1600CC



101169
Arr. T. VALEO, RENAULT 19



101170
Arr. T. VALEO, RENAULT 19,
KANGOO, TRAFIC



101181
Arr. T. VALEO, RENAULT
LOGAN, KANGOO



101183
Arr. T. BOSCH, RENAULT
LOGAN, KANGOO



101184
Arr. T. INDIEL, RENAULT 18 ,
MOTOR 2000CC NAFTA, TIPO M93

VOLKSWAGEN



101174
Arr. T. BOSCH, VW POLO



101186
Arr. T. BOSCH, VW POLO,
ARRANQUE CON REDUCCION



101187
Arr. T. VALEO, VW FOX,
VW SURAN



101189
Arr. T. DIPRA, VW AMAROK



101712
Arr. T. BOSCH, VW GOL,
VW SENDA, VW SAVEIRO



101715
Arr. T. WAPSA, GOL, SENDA,
SAVEIRO



101716
Arr. T. INDIEL, GOL, SENDA,
SAVEIRO



101219
Arr. T. BOSCH, FOX, SURAN

DEUTZ



101426
Arr. T. INDIEL, DEUTZ 913



101427
Arr. T. DIPRA, DEUTZ 70, DEUTZ 85,
FHAR, REFORMA DIPRA
ARRANQUE TIPO AN115



101428
Arr. T. NASHVILLE, DEUTZ 913



101429
Arr. T. BOSCH, DEUTZ 913



101430
Arr. T. DIPRA, DEUTZ 1113,
DEUTZ 2114 , REFORMA DIPRA
ARRANQUE TIPO AN115



101469
Arr. T. DIPRA, BNG, CAV.
MERCEDES BENZ, FIAT, DEUTZ,
TRACTORES, REF. P/IMP. Z9



101469/10
Arr. T. DIPRA, MERCEDES BENZ,
FIAT, DEUTZ, MAQ. VIALES, TRAC-
TORES, P/IMPULSOR Z10, Z11

GROSPAL



101061
Arr. T. DIPRA, CAMION
GROSPAL, MOTOR NISSAN-
REF. DIPRA TIPO D.LIGERO

MERCEDES BENZ



100020
Arr. T. BOSCH, M.BENZ 170



101060
Arr. T. DIPRA, M.BENZ,
MAQUINAS VIALES, REFORMA
DIPRA TIPO AN115



101198
Arr. T. INDIEL, M.BENZ, MOTOR
CUMMINS, B4 CIL. ARR. M100R



101307
Arr. T. INDIEL, FIAT 900E, DEUTZ,
J.DEERE, M.BENZ 608

MERCEDES BENZ



101383
Arr. T. BOSCH, M.BENZ



101385
Arr. T. BOSCH, M.BENZ 608



101388
Arr. T. DELCO, M.BENZ 1720,
MOTOR CUMMINS 28MT



101389
Arr. T. DELCO, UNIPOINT,
M.BENZ, MAQ. VIALES,
TRACTORES, CUMMINS



101399
Arr. T. DELCO, M.BENZ,
MOTOR CUMMINS



101420
Arr. T. NASHVILLE, M.BENZ,
MAQUINAS VIALES,
TRACTORES, MOTOR CUMMINS



101649
Arr. T. INDIEL, M.BENZ 1517,
M.BENZ 608, DESDE 1978



101649/1
Arr. T. INDIEL, MERCEDES BENZ
911/1112/1114-HASTA 1979,
SOLENOIDE RECTO

MOTOR BORWARD



101217R
Arr. T. DELCO, M.BENZ, VOLVO:
210-260-310, VW, AGRALE,
MOT. MWM ELECTRONICO



101469
Arr. T. DIPRA, BNG, CAV.
MERCEDES BENZ, FIAT, DEUTZ,
TRACTORES, REF. P/IMP. Z9



100107
Arr. T. BOSCH, BORGWARD,
MOTOR TURBO

JOHN DEERE



101063
Arr. T. DIPRA, J.DEERE 1800,
REFORMA DIPRA TIPO AN115



101064
Arr. T. DIPRA, J.DEERE 445,
REFORMA DIPRA TIPO AN115



101068
Arr. T. INDIEL, J.DEERE 1420,
J.DEERE 2030, J.DEERE 2530,
HASTA 1975

MOTORES PERKINS



100099
Arr. T. INDIEL, PERKINS 6-354,
J.DEERE, MODELO VIEJO



101240
Arr. T. INDIEL, PERKINS 6-354,
FORD 7000



101305
Arr. T. INDIEL, PERKINS 6-305,
PERKINS 4-203



101591
Arr. T. INDIEL, MOTORES
PERKINS 6-305, 4-203, J.DEERE,
FORD 600DMODELO VIEJO



101405
Arr. T. NASHVILLE,
PERKINS 6-305, PERKINS 4-203

LINEA ASIATICA



101049

Arr. T. DIPRA, CAMION 3 STAR, JAC, LYDON, JIMBEI, YUEJIN, REF.DIPRA T. D. LIGERO



101055

Arr. T. DIPRA, CAMION SANXING, BLACK ASIATICO, REF.DIPRA T. D. LIGERO



101055/1

Arr. T. DIPRA, PALA CARGADORA FRONTAL MICHIGAN 45, REFORMA DIPRA

KUBOTA



101075

Arr. T. DIPRA, MOTOR KUBOTA, REFORMA DIPRA

REFORMAS VARIAS



101043

Arr. T. DIPRA, TRACTOR HANOMAG 33/55, LADO DERECHO, ENCASTRE Ø57mm.



101044

Arr. T. DIPRA, TRACTOR HANOMAG 33/35, ENCASTRE Ø62mm.



101045

Arr. T. DIPRA, TRACTOR BELARUZ



101082

Arr. T. DIPRA, CAMION CON CESTA ELEVADORA, REFORMA DIPRA

SCANIA



101054

Arr. T. DIPRA, SCANIA, FIAT, MAQ. VIALES, REEMPALAZO ARR. DELCO-REF. T. An115



101386

Arr. T. BOSCH, SCANIA 220, SCANIA 250, SCANIA 260

TOYOTA



101057

Arr. T. DIPRA, TOYOTA, REFORMA DIPRA ARRANQUE TIPO DIESEL LIGERO



101058

Arr. T. DIPRA, TOYOTA, REEMP. NIPPONDENSO, AGUJERO ROSCADO



101220

Arr. T. BOSCH, TOYOTA, COROLLA 1.8/2.0 16V T. ARR. F000C60299

TATA



101066

Arr. T. DIPRA, INDIEL, CAMION TATA, REF. DIPRA T. DIESEL LIGERO

TAPAS INTERMEDIA



501045
Arr. T. INDIEL, CHEVROLET



501059
Arr. T. INDIEL, RAMBLER,
KAISER, ESTANCIERA, DODGE



501105
Arr. T. INDIEL, RASTROJERO
BORGWARD



501115
Arr. T. IME, RASTROJERO



501116
Arr. T. BOSCH, DEUTZ, FIAT,
FORD, M.BENZ, SACANIA, ETC.



501118
Arr. T. DELCO, BOSCH, M.BENZ



501120
Arr. T. DELCO, FIAT, IVECO,
M.BENZ, SCANIA, ETC., ARR.
TIPO 28MT



501703
Arr. T. INDIEL, FIAT, FORD, DEUTZ,
IVECO, J.DEERE, IVECO, M.BENZ,
SCANIA, ETC., ARR. T. AN 115



501704
Arr. T. INDIEL, RENAULT TRAFIC



501705
Arr. T. INDIEL, RENAULT R12 TS,
RENAULT 18 TS



501706
Arr. T. INDIEL, FIAT, FORD, DEUTZ,
IVECO, J.DEERE, IVECO, M.BENZ,
SCANIA, ETC., T. AN 115 C/ RETEN

SUPLEMENTOS DE ARRANQUE



902108
Arr. T. INDIEL, LUCAS, BOSCH,
CHEVROLET, BEDFORD,
FORD, ETC.



902109
Arr. T. INDIEL, LUCAS, BOSCH,
M.BENZ



902109/1
Arr. T. INDIEL, LUCAS, BOSCH,
M.BENZ



902120
Arr. T. FORD, MOTORCRAFT,
FORD FALCON



902121
Arr. T. BOSCH, INDIEL, FORD,
MOTOR MWM



902122
Arr. T. DIPRA, ARRANQUES ETC.
TIPO AN 115, ARRANQUE
TIPO AN 115



902123
Arr. T. DIPRA, ARRANQUES ETC.
TIPO AN 115-ESPESOR 7mm.,
ESPESOR 7mm.



902124
Arr. T. DIPRA, MOTOR BORGWARD
8mm., ESPESOR 8mm.



902125
Arr. T. DIPRA, MOTOR CONTINENTAL,
AUTOELEVADORES, ESPESOR 5mm.



902126
Arr. T. DIPRA, FIAT 700,
REFORMA DIPRA,
ESPESOR 18mm.



902127
Arr. T. M. MARELLI, FIAT DUCATO



902128
Arr. T. DIPRA, FIAT 411,
ESPESOR 13mm.

CARCAZAS DE MOTORES DE ARRANQUE



901110

Arr. T. INDIEL, DEUTZ, J.DEERE, FIAT, FORD, IVECO, M.BENZ, VW, SCANIA, ETC.



901110/4

Arr. T. INDIEL, DEUTZ, J.DEERE, FIAT, FORD, IVECO, M.BENZ, VW, SCANIA, ETC.



901110/2

Arr. T. INDIEL, DEUTZ, J.DEERE, FIAT, FORD, IVECO, M.BENZ, VW, SCANIA, ETC.



901111

Arr. T. INDIEL, FIAT, J.DEERE, RASTROJERO, PEUGEOT, ETC.



901111/4

Arr. T. INDIEL, FIAT, J.DEERE, RASTROJERO, PEUGEOT, ETC.



901111/2

Arr. T. INDIEL, FIAT, J.DEERE, RASTROJERO, PEUGEOT, ETC.



901110B

Arr. T. BOSCH, DEUTZ, J.DEERE, FIAT, FORD, IVECO, M.BENZ, VW, SCANIA, ETC.



901110B/4

Arr. T. BOSCH, DEUTZ, J.DEERE, FIAT, FORD, IVECO, M.BENZ, VW, SCANIA, ETC.

CARCAZAS DE MOTORES DE ARRANQUE



901110B/2

Arr. T. BOSCH, DEUTZ, J.DEERE, FIAT, FORD, IVECO, M.BENZ, VW, SCANIA, ETC.



901114

Arr. T. INDIEL, FIAT, FORD, RENAULT, PEUGEOT, VW, ETC., TIPO M93R



901115

Arr. T. VALEO, RENAULT, PEUGEOT, VW, ETC., ARRANQUE TIPO, D6R



901116

Arr. T. VALEO, FORD, RENAULT, PEUGEOT, VW, ETC., ARR. D6R GIRO ANTI HORARIO

SUNCHO



902039

Arr. T. INDIEL, DEUTZ, J.DEERE, FIAT, FORD, IVECO, M.BENZ, VW, SCANIA, ETC.

CAMPO DE ARRANQUE



253119

DIPRA, FIAT, DEUTZ, MERCEDES BENZ, FIAT, PERKINS, ETC., DIPRA 24v. LARGO (ESPECIAL)

IME

DIPRA



801360
RASTROJERO, MOTOR INDENOR



801360/1
RASTROJERO, MOTOR INDENOR



801361
MOTORES HIDRAULICOS

BOSCH-NASHVILLE



801365
RASTROJERO, MERCEDES BENZ, MOTOR BORGWARD



802071
FIAT, FORD, ETC.



802370
DEUTZ, J.DEERE, FIAT, FORD, IVECO, MERCEDES BENZ, VW, SCANIA, ETC.



802029
DEUTZ, J.DEERE, FIAT, FORD, IVECO, MERCEDES BENZ, VW, SCANIA, ETC.



802072
DEUTZ, J.DEERE, FIAT, FORD, IVECO, MERCEDES BENZ, VW, SCANIA, ETC.



802042
DEUTZ, J.DEERE, FIAT, FORD, IVECO, MERCEDES BENZ, VW, SCANIA, ETC., 1 SALIDA



802042/1
DEUTZ, J.DEERE, FIAT, FORD, IVECO, MERCEDES BENZ, VW, SCANIA, ETC., 2 SALIDAS



P2425C
FIAT, FORD, IHC, J.DEERE, NAVISTAR, RENAULT, VOLVO, SERIE DD, CARB. 10x25x23



802371
DEUTZ, J.DEERE, FIAT, FORD, IVECO, MERCEDES BENZ, VW, SCANIA, ETC.



802477
FIAT: FIORINO, MOTOR FIRE



802477/1
RENAULT: LOGAN, SANDERO



801100
NASHVILLE, DEUTZ, J.DEERE, FIAT, FORD, IVECO, MERCEDES BENZ, VW, SCANIA, ETC., FKB



801100A
NASHVILLE, DEUTZ, J.DEERE, FIAT, FORD, IVECO, MERCEDES BENZ, VW, SCANIA, ETC., FKB



801100B
NASHVILLE, DEUTZ, J.DEERE, FIAT, FORD, IVECO, MERCEDES BENZ, VW, SCANIA, ETC., FKB ARMADA



801096/2
DEUTZ, J.DEERE, FIAT, FORD, IVECO, M.BENZ, VW, SCANIA, ETC.

NASHVILLE

DELCO



802474
DEUTZ, J.DEERE, FIAT, FORD, IVECO, M.BENZ, VW, SCANIA, ETC., 28MT




802479
DEUTZ, J.DEERE, FIAT, FORD, IVECO, M.BENZ, VW, SCANIA, ETC., ARRA. 29MT

DUCELLIER-TAMATEL



801153
TAMATEL, DODGE, PEUGEOT,
ETC., Carbon: 8x15x15



801153C
TAMATEL, DODGE, PEUGEOT,
ETC., Carbon: 8x15x15

GAREF



801021
FIAT 1500, Carbon: 7x6x20



801128
FIAT 600, 750, 1100 ,
Carbon: 6x16x17



802369
CHEVROLET, Carbon: 8x15x15



801151
DODGE, FIAT, FORD, PEUGEOT,
RENAULT, VW, Carbon: 8x15x15



801151C
DODGE, FIAT, FORD, PEUGEOT,
RENAULT, VW, Carbon: 8x15x15




801151/7
DODGE, FIAT, FORD, PEUGEOT,
RENAULT, VW, Carbon: 8x15x15



801151/7C
DODGE, FIAT, FORD, PEUGEOT,
RENAULT, VW, Carbon: 8x15x15




801151/8
DODGE, FIAT, FORD, PEUGEOT,
RENAULT, VW, Carbon: 8x15x15



801151/8C
DODGE, FIAT, FORD, PEUGEOT,
RENAULT, VW, Carbon: 8x15x15

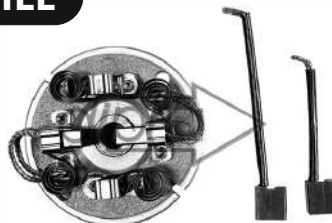
INDIEL



801151/3C
DODGE, FIAT, FORD, PEUGEOT,
RENAULT, VW, Carbon: 8x15x15



801151/4
DODGE, FIAT, FORD, PEUGEOT,
RENAULT, VW, Carbon: 8x15x15




801151/4C
DODGE, FIAT, FORD, PEUGEOT,
RENAULT, VW, Carbon: 8x15x15



801151/5
DODGE, FIAT, FORD, PEUGEOT,
RENAULT, VW, Carbon: 8x15x15



801151/5C
DODGE, FIAT, FORD, PEUGEOT,
RENAULT, VW, Carbon: 8x15x15



801151/6
CITROEN 2CV 6V.,
Carbon: 8x15x15




801151/6C
CITROEN 2CV 6V.,
Carbon: 8x15x15



801096/1
DEUTZ, J.DEERE, FIAT, FORD,
IVECO, M.BENZ, VW, SCANIA,
TIPO AN 115



INDIEL



801096/1C
DEUTZ, J.DEERE, FIAT, FORD, IVECO,
M.BENZ, VW, SCANIA, AN115 C/CARB.



801096/1A
DEUTZ, J.DEERE, FIAT, FORD,
IVECO, M.BENZ, VW, SCANIA,
AN115 TODA AISLADO



801040
CHEVROLET, FIAT, FORD,
RENAULT, PEUGEOT, VW,
ETC., M93



801040C
CHEVROLET, FIAT, FORD,
RENAULT, PEUGEOT, VW,
ARRANQUE TIPO, M93

801287
CHEVROLET, FIAT, FORD, RENAULT,
PEUGEOT, VW, M100
(CASILLERO PLASTICO)



801287C
CHEVROLET, FIAT, FORD, RENAULT,
PEUGEOT, VW, M100-CASIL. PLASTICO
C/ CARBONES



801287B
FORD, GM, FIAT,
M100-CASILLERO BAKELITA

801287BF
FALCON, F100 , M100-CASILLERO
BAKELITA CON CARBONES

MAGNETI MARELLI



802070
CHEVROLET, FIAT, FORD, ETC.



802475
DEUTZ, J.DEERE, FIAT, FORD,
IVECO, M.BENZ, VW, SCANIA,
ETC., ARRANQUE TIPO M93R



P2435C
DEUTZ, FIAT, IVECO ,
Carbon: 8x25x23

HITACHI



802703
INDIEL, VARIOS, ARRANQUE
TIPO M74DD



802472
INDIEL, RENAULT, M74R



802473
INDIEL, POLO DIESEL, POINTER,
ORION, M74R GIRO IZQUIERDO

VALEO



802476
VOLKSWAGEN: FOX, SURAN



802478
PEUGEOT



P2286C
PEUGEOT , Carbon: 8x15.5x15


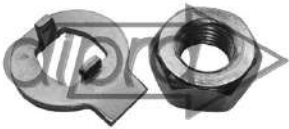
























802375
BOSCH, VARIOS

WAPSA



801372
BOSCH, VOLKSWAGEN: GOL,
SENDA D.

 <p>A1094 Arr. T. BOSCH, FKB,</p>	 <p>A1095 Arr. T. BOSCH, FKB</p>	 <p>T9034 Arr. T. BOSCH, BNG</p>	 <p>T9260 Arr. T. BOSCH, RASTROJERO</p>
 <p>C1068 Arr. T. BOSCH, EJE: 11mm., VW BRASILERO</p>	 <p>C1088 Arr. T. BOSCH, EJE: 14.2mm., CHEV., DEUTZ, FIAT, FORD, J.DEERE, M.BENZ, SCANIA, ETC.</p>	 <p>C1090 Arr. T. BOSCH, EJE: 7.5mm., VW: POLO</p>	 <p>C1065 Arr. T. BOSCH, EJE: 14mm., RASTROJERO</p>
 <p>C1076 Arr. T. BOSCH, EJE: 14.2mm., FIAT, FORD, IVECO, M.BENZ, VOLKSWAGEN</p>	 <p>C1072 Arr. T. DELCO MT28, EJE: 14mm., FIAT, FORD, M.BENZ, VW, ETC.</p>	 <p>C1099 Arr. T. DELCO MT29, EJE: 11mm., CHEVROLET, DEUTZ, FIAT, FORD, J.DEERE, M.BENZ, SCANIA, ETC.</p>	 <p>T9157 Arr. T. DUCELLIER, INDIEL, RENAULT, PEUGEOT</p>
 <p>C1085 Arr. T. FENSACO, EJE: 12mm., RENAULT 12</p>	 <p>C1063 Arr. T. GAREF, EJE: 14mm., FIAT 1500, FIAT 1600</p>	 <p>C1064 Arr. T. GAREF, EJE: 12mm., FIAT 128, PEUGEOT</p>	 <p>C1069 Arr. T. GAREF, EJE: 11.5mm., FIAT 147, UNO, DUNA</p>
 <p>C1013 Arr. T. INDIEL, EJE: 15mm., ARRANQUE AN 115 TODOS</p>	 <p>C1066 Arr. T. INDIEL, EJE: 12mm., ARR. FRONTAL, CHEV. FIAT, FORD, RENAULT, PEUGEOT, VW</p>	 <p>C1067 Arr. T. INDIEL, EJE: 12mm., FORD SCORD, ETC.</p>	 <p>C1078 Arr. T. INDIEL, EJE: 15mm., ARR. AN115 REFORZADO TODOS. IMPULSOR Z10</p>
 <p>C1079 Arr. T. INDIEL, EJE: 15mm., ARR. AN115 REFORZADO TODOS. IMPULSOR Z9</p>	 <p>C1081 Arr. T. INDIEL, EJE: 10mm., FIAT FIRE</p>	 <p>C1082 Arr. T. INDIEL, EJE: 14mm., REANULT: TRAFIC, PEUGEOT D.</p>	 <p>C1086 Arr. T. INDIEL, EJE: 12mm., RENAULT TRAFIC</p>



 <p>C1093 Arr. T. INDIEL, EJE: 12mm., RENAULT 12, ETC.</p>	 <p>C1095 Arr. T. INDIEL, EJE: 15mm., FIAT, DEUTZ, J.DEERE, M.BENZ, VW, ETC.</p>	 <p>C1096 Arr. T. INDIEL, EJE: 15mm., FIAT, DEUTZ, J.DEERE, M.BENZ, VW, CUMMINS, ETC.</p>	 <p>C1062 Arr. T. INDIEL, GAREF, EJE: 12mm., CHEVROLET, FORD: FALCON, RENAULT, ETC.</p>
 <p>C1089 Arr. T. LUCAS, M. MERELLI, EJE: 17mm., VARIOS</p>	 <p>C1087 Arr. T. MITSUBISHI, EJE: 12mm., RENAULT 18</p>	 <p>C1098 Arr. T. MITSUBISHI, EJE: 19mm., MITSUBISHI, ETC.</p>	 <p>C1084 Arr. T. MOTORCRAFT, FORD, WAPSA, , FORD, ETC.</p>
 <p>C1077 Arr. T. NASHVILLE, EJE: 15mm., CHEV., DEUTZ, FIAT, FORD, J.DEERE, M.BENZ, SCANIA, ETC.</p>	 <p>C1075 Arr. T. PARIS RHONE, EJE: 13mm., RENAULT, PEUGEOT</p>	 <p>S3007 Arr. T. TRIA, EJE: 12mm., DODGE: POLARA, ETC.</p>	 <p>S3008 Arr. T. TRIA, EJE: 12mm., DODGE, POLARA, ETC.</p>
 <p>C1073 Arr. T. VALEO, EJE: 11.5mm., CITROEN, FORD, PEUGEOT, RENAULT, ETC.</p>	 <p>C1074 Arr. T. VALEO, EJE: 11.5mm., CITROEN FORD, PEUGEOT, RENAULT, ETC.</p>	 <p>C1083 Arr. T. VALEO, EJE: 8mm., CITROEN, FORD, PEUGEOT, RENAULT, ETC.</p>	 <p>C1091 Arr. T. VALEO, EJE: 12mm., REANULT: KANGOO, PEUGEOT, ETC.</p>
 <p>C1097 Arr. T. VALEO, EJE: 11mm., CITROEN, FORD, PEUGEOT, RENAULT, ETC.</p>	 <p>C1092 Arr. T. VALEO , EJE: 11mm., CITROEN, FORD, PEUGEOT, RENAULT, ETC.</p>	 <p>T9158 TUERCA ROSCA IZQUIERDA Arr. ETC., FIAT 411</p>	 <p>C1094 Arr. ETC., EJE: 12mm., AUTOELEVADORES, ETC.</p>

 <p>G1009 Arr. T. BOSCH, SALIDA DE CAMPO, DEUTZ, J.DEERE, FIAT, FORD, IVECO, M.BENZ, VW, SCANIA, ETC.</p>	 <p>G1012 Arr. T. BOSCH JF, SALIDA CAMPO, DEUTZ, J.DEERE, FIAT, FORD, IVECO, M.BENZ, VW, SCANIA, ETC.</p>	 <p>G1019 Arr. T. BOSCH, BNG, JUNTA TAPA GUARDAPOLVO, DEUTZ, FIAT, IVECO, M.BENZ, VW, SCANIA, ETC.</p>	 <p>G3501 Arr. T. BOSCH, JGO. GOMAS PLANETARIO, 6x12x20mm., BMW, AUDI, FIAT, FORD, NISSAN, CITROEN, VW</p>
 <p>G3503 Arr. T. BOSCH, JGO. GOMAS PLANETARIO, Med. 5.5x15x20, CHEVROLET, FIAT, FORD, PEUGEOT, VW</p>	 <p>G3504 Arr. T. BOSCH, JGO. GOMAS PLANETARIO, Med. 10.8x15x25, CHEVROLET, FIAT, FORD, PEUGEOT, VW</p>	 <p>G3507 Arr. T. BOSCH, JGO. GOMAS PLANETARIO, 7x18.7x29.5, AGRALE, DEUTZ, J.DEERE, FORD, M.BENZ, VW, ETC.</p>	 <p>G1192 Arr. T. BOSCH, GOMA SALIDA DE CAMPO,, DEUTZ, J.DEERE, FIAT, FORD, IVECO, M.BENZ, VW, SCANIA, ETC.</p>
 <p>G2003 Arr. T. BOSCH, JUEGO RETEN DE PIÑON, ARRANQUE BNG</p>	 <p>G1188 Arr. T. NASHVILLE, BOSCH ALEMAN, GOMA SALIDA DE CAMPO</p>	 <p>G1001 Arr. T. INDIEL, JUEGO DE GOMAS CIERRE CARCAZA, ARR, AN115 TODOS</p>	 <p>G1001/10 Arr. T. INDIEL, GOMA DE CIERRE CARCAZA, ARR, AN115 TODOS</p>
 <p>G1001/5MB Arr. T. INDIEL, AN115 GOMA DE CIERRE CARCAZA, M.BENZ, ETC.</p>	 <p>G1001MB Arr. T. T. INDIEL, JUEGO DE GOMAS CIERRE CARCAZA, M. BENZ, ARR, AN115 TODOS</p>	 <p>G1002 Arr. T. INDIEL, O'RING DE CIERRE TAPA INTERMEDIA, ARR, AN115 TODOS</p>	 <p>G1003 Arr. T. INDIEL, JUEGO DE GOMAS CIERRE CARCAZA, ARR, AN115 TODOS M/NUEVO</p>
 <p>G1003/5 Arr. T. INDIEL, GOMA DE CIERRE CARCAZA, MODELO NUEVO, ARR. AN115 TODOS</p>	 <p>G1004 Arr. T. INDIEL, GOMA DE CIERRE CARCAZA, MODELO NUEVO, ARR, AN115 TODOS</p>	 <p>G1007 Arr. T. INDIEL, GOMA DE CIERRE CARCAZA, FORD</p>	 <p>G1008 Arr. T. INDIEL, CAPUCHON GOMA SALIDA DE CAMPO, ARR. AN115 TODOS</p>
 <p>G1010 Arr. T. INDIEL, GOMA DE CIERRE CARCAZA, FORD</p>	 <p>G1014 Arr. T. INDIEL, JUNTA TAPA DE SOLENOIDE, ARR. AN115 TODOS</p>	 <p>G1088 Arr. T. INDIEL, GOMA DE CIERRE CARCAZA, FORD</p>	 <p>G1170 Arr. T. INDIEL M93, GOMA SALIDA DE CAMPO, CITROEN, FIAT, FORD, RENAULT, PEUGEOT, VW, ETC.</p>

 <p>G1171 Arr. T. INDIEL M93, GOMA SALIDA DE CAMPO, CITROEN, FIAT, FORD, RENAULT, PEUGEOT, VW, ETC.</p>	 <p>G1184 Arr. T. INDIEL, GOMA DE SALIDA DE CAMPO, CITROEN, FIAT, FORD, RENAULT, PEUGEOT, VW, ETC.</p>	 <p>G3502 Arr. T. INDIEL, JGO. DE GOMAS PLANETARIO, Med. 9.5x15x20mm., ARR, VARIOS</p>	 <p>G2009 Arr. T. INDIEL, RETEN DE TAPA INTERMEDIA, ARR, AN115 TODOS</p>
 <p>G2011 Arr. T. INDIEL, JUEGO RETENES TORNILLO PASANTE, ARR. AN115 TODOS</p>	 <p>G3506 Arr. T. INDIEL, PRESTOLITE M100R TODOS, JGO. DE GOMAS DE PLANETARIO</p>	 <p>G3505 Arr. T. HITACHI, INDIEL, M74R TODOS, GOMA DE PLANETARIO</p>	 <p>G1005 Arr. T. HITACHI, INDIEL M74R TODOS, GOMA DE CIERRE CARCAZA, M74R</p>
 <p>G1006 Arr. T. HITACHI, INDIEL M74, GOMA DE CIERRE CARCAZA</p>	 <p>G1172 Arr. T. HITACHI, INDIELM74R, GOMA DE SALIDA DE CAMPO</p>	 <p>G1191 Arr. T. DELCO, JUEGO DE GOMA Y BUJE SALIDA DE ARRANQUE, M129</p>	 <p>G1187 Arr. T. GAREF, GOMA DE SALIDA DE CAMPO, CITROEN, FIAT, FORD, RENAULT, PEUGEOT, VW, ETC.</p>
 <p>G1020 Arr. T. VALEO, GOMA DE CIERRE CARCAZA, CITROEN, RENAULT, PEUGEOT, VW</p>	 <p>G1190 Arr. T. VALEO, JUEGO DE GOMAS CIERRE ARRANQUE, CITROEN, FIAT, FORD, RENAULT, PEUGEOT, VW, ETC.</p>		

 <p>S1023 Arr. T. BOSCH, ARR. BNG, BORNE DE POTENCIA CURVO</p>	 <p>S1102 Arr. T. BOSCH, ARR. BNG, BORNE DE POTENCIA RECTO, COMPLETO</p>	 <p>S1205 Arr. T. BOSCH, NASHVILLE, ARR. BNG, BORNE DE POTENCIA,</p>	 <p>S1005 Arr. T. BOSCH, ARR. BNG BORNE DE MASA</p>
 <p>S1207 Arr. T. BOSCH, NASHVILLE, ARR. BNG BORNE DE POTENCIA NEGATIVO</p>	 <p>S1201 Arr. T. BOSCH, NASHVILLE, ARR. FKB JUEGO DE CONEXION PARA BORNE 50 ,</p>	 <p>S1105 Arr. T. BOSCH, MALLA SOLENOIDE, EJD, RASTROJERO</p>	 <p>S1107 Arr. T. BOSCH, MALLA SOLENOIDE, EJD, RASTROJERO</p>
 <p>S1127 Arr. T. BOSCH, SALIDA DE CAMPO, M.BENZ, ETC.</p>	 <p>G3004 Arr. T. DELCO, ARR. 28MT, JGO. AISLACIONES CARCAZA</p>	 <p>S1129 Arr. T. GAREF, SALIDA DE CAMPO, FIAT, RENUIT, PEUGEOT</p>	 <p>G3003 Arr. T. INDIEL, JUEGO AISLACIONES CARCAZA, ARR. AN115 TODOS</p>
 <p>G3003/10 Arr. T. INDIEL, 10 AISLANTES DE CARCAZA, ARR. AN115 TODOS</p>	 <p>S1025 Arr. T. INDIEL, JGO. ARANDELAS PRENSACABLE, ARRANQUE AN115-24v.TODOS</p>	 <p>S1112 Arr. T. INDIEL, JGO. ARANDELAS PRENSACABLE, AN115-12v. TODOS</p>	 <p>S1113 Arr. T. INDIEL, PUENTE COBRE, CHEVROLET, FALCON</p>
 <p>S1122 Arr. T. INDIEL, SALIDA DE CAMPO, Cable 10mm., RENAULT, PEUGEOT</p>	 <p>S1124 Arr. T. INDIEL, DUCELLIER, SALIDA DE CAMPO, RENAULT, PEUGEOT</p>	 <p>S1131 Arr. T. INDIEL, TORNILLO SALIDA POSITIVO, IKA, FORD, CHEVROLET</p>	 <p>S1121 Arr. T. IME, SALIDA DE CAMPO, cable 16mm., RASTROJERO</p>
 <p>S1126 Arr. T. WAPSA, MALLA SALIDA DE CAMPO , VW: GOL, SENDA</p>	 <p>S1132 Arr. T. VALEO, TAPA SALIDA, PEUGEOT, FORD, VW, RENAULT</p>		

BOSCH



P2041

Esc. 12x20x28.5, CHEVROLET, DEUTZ, FIAT, FORD, INTERNACIONAL, JOHN DEERE, MERCEDES BENZ, VOLVO, ETC.



P2042

Esc. 9x20x28.5, CHEVROLET, DEUTZ, FIAT, FORD, INTERNACIONAL, JOHN DEERE, MERCEDES BENZ, VOLVO, ETC.




P2125C

Esc. 7x10x18, CHEVROLET, CITROEN, FIAT, FORD, MERCEDES BENZ, PEUGEOT, RENAULT, VOLKSWAGEN




P2201C

12v. Esc. 7x9.9x16, EF, Med: A:85-B:13-C:16-D:46, AGRALE, CHEVROLET, DEUTZ, FIAT, FORD, LADA, VOLKSWAGEN



P2397C

12v. EF, Esc. 7x15x18, Med:A:85-B:13.5-C:21-D:46, BMW: 735I, 745I, MERCEDES BENZ: CLASSE SEL 500, CLASSE W124, VW (MEX.)



P2412C

12v. Esc. 7x10x18, med:A:83.5-B:13.7-C:16.5-D:46, FORD, RENAULT, VOLKSWAGEN.



P2423C

12v. Esc. 7x10x18, 0,80, 0,95, , med:A:85.6-B:13.7-C:16.5-D:46, KW, FIAT, LADA, PEUGEOT, VOLKSWAGEN




P2207C

WAPSA, 12v. Esc. 7x10x17, FORD: ESCORT, VOLKSWAGEN: GOL C, CI, GI, PASSAT 1.5, 1.6, GTS, SAVEIRO CL, GL, VOYAGE



P2411C

WAPSA, 12v. Esc. 7x10x18, EF-0,7 KW, FORD: ESCORT, VOLKSWAGEN: GOL, SENDA



P2126C

Esc. 10x36x27 7, CATERPILLAR: GRUPOS ELECTROGENOS



P2127C

24v. Esc. 5x10.5 12.5, MITSUBISHI




P2133C

12v. Esc. 7.5x18x19, G. HORARIO, BMW, CHEV. DODGE, FIAT, FORD, IVECO, ROVER, M. BENZ, PEUGEOT, RENAULT, SSANGYONG




P2237C

12v.G. ANTI HORARIO, Esc. 7.5x18x17, IVECO: CAMIONES, VOLKSWAGEN: TRANSPORTER 2.4 DIESEL



P2374C


12v. Esc. 7x10x14.5, AUDI, BMW, CITROEN, FIAT, FORD, M. BENZ, PEUGEOT, RENAULT, SAAB, VW, VOLVO



P2375C

12v. Esc. 7x16x15, AUDI, CHEVROLET, FORD, MAZDA, SKODA, VOLKSWAGEN, VAUXHALL

BOSCH



P2140C

12v. Esc. 4.5x8.7x10.5, CHEVROLET: MONTANA, FIAT: FIORINO, DOBLO, PALIO, IDEA, UNO, STRADA, PUNTO, BRAVO, GRAND SIENA



P2145C

12v. Esc. 4.5x8.4x11.5, CHEVROLET: MONTANA, FIAT: , DOBLO, PALIO, IDEA, UNO, STRADA, PUNTO, BRAVO, GRAND SIENA



P2146C

12v. Esc. 4.5x8.4x11.5, VOLKSWAGEN: GOL, VOYAGE 1.0, 1.6, POLO, SAVEIRO, FOX, SPACEFOX 1.0, 1.6, GOLF 2.0



P2144C

24v. Esc. 6.5x28x18, HEF95-L24v.-5,5 KW, SCANIA



P2147C

24v. Esc. 6x21x15, HX87-M-1,5 KW, FORD: CARGO, M.BENZ, CUMMINS



P2180C

12v. Esc. 6.5x25x16.5, CASE, DEUTZ, FORD, IVECO, J.DEERE, M.BENZ, N.HOLLAND, RENAULT, VW, VOLVO



P2262C

12v. EV, Esc. 6x22x15.5, CATERPILLAR, DEUTZ, FORD, ISUZU, IVECO, KHD, NEW HOLLAND, THOMAS EQUIPMENT




P2264C

12v. EV, Esc. 6x22x15.5, CITROEN: JUMPER, FIAT: DUCATO, FORD: F 250 MOT. MWM 6.07 TCA, IVECO, PEUGEOT: BOXER



P2268C

24v, EV, Esc. 6.5x25x16.5, MERCEDES BENZ, ACCELO, ATEGO, AXOR, UNIMOG, VOLKSWAGEN



P2541C

24v. Esc. 9.3 x 32.5 x 25, VOLVO, MERCEDES BENZ, JOHNDEERE



P2129C

WAPSA, Esc. 8.5x18x18, CHRYSLER, DODGE



P2199C

12v. Esc. 9x19x16, CASE, CHEVROLET, CHRYSLER, CLARK, FIAT-ALLIS, FORD, HYSTER, M. FERGUSON, N. HOLLAND, VOLKSWAGEN



P2202C

WAPSA, 12v. Esc. 9x19.2x22, CASE, CHEVROLET, CHRYSLER, CLARK, FIAT, FORD, HYSTER, M.FERGUSON, N.HOLLAND, VOLKSWAGEN

P2202/1
IDEM SIN
CARBON



P2203C

Esc. 9 x 20 x 17AGRALE, DEUTZ, FORD



P2212C


24v. EMT - TODO AISLADO, Esc. 9x19x21, AUTOELVADORES, MONTACARGAS

BOSCH



P2272C

12v. Esc. 9x19x21.5, WAPSA, ATOLEVADORES, PLANCHAS HIDRAULICAS



P2204C

12v. JF, Esc. 10x22x23, AGRALE, CASE, CBT, DEUTZ, CHEVROLET, FIAT, KOMATSU, J.DEERE, M.BENZ, VOLKSWAGEN, VALTRA

P2204/1
IDEM SIN CARBON



P2204C/24

24v. JF, Esc. 10x22x23, CASE, FIAT, FORD, IVECO, KOMATSU, MERCEDES BENZ, VOLKSWAGEN, YANMAR



P2206C

12v. JE, Esc. 9x35x18, CASE, FORD, KENWORTH, MERCEDES BENZ, PETERBILT, VOLKSWAGEN

P2205C

Esc. 10x22x19, AGRALE, CASE, CBT, CHEV. DEUTZ, FIAT, FORD, J. DEERE, KOMATSU, M. BENZ, N. HOLLAND, TOYOTA, VW, VALMET, VALTRA, YANMAR

P2205CR

24v. ESCOBILLA CON TERMINAL

P2205/1

IDEM SIN CARBONES



P2214C

24v. JE, Esc. 9x36x18, M.BENZ: 1625, 1630, 1825, 1935, 1938, 1941 LS, 2325, 2635L, OH1624/1625/1630/1635



P2236C

24v. JE, Esc. 9x36x18, MERCEDES BENZ: ACTROS 2553, SCANIA



P2209C

12v. T. SALIDA DERECHA, Esc. 6x18x14.5, AUDI, FIAT: DUNA, FORD, L.ROVER, M.BENZ, PEUGEOT, PORSCHE, RENAULT, VW, VOLVO



P2236C

12v. G. ANTI HORARIO, Esc. 6x18x14.5, AUDI, HYUNDAI, PORSCHE: 911, SEAT, VOLKSWAGEN: PASSAT, TRANSPORTER



P2241C

12v. DW-G. HORARIO-TERMINAL DERECHO, Esc. 6x17.5x14.5, RENAULT: CLIO, EXPRESS 1.6, 1.7, NUEVO SCENIC



P2266C

12v. SALIDA IZQUIERDA, Esc. 6x18x13.5, CHEVROLET: S10, BLAZER, FIAT: STRADA, IVECO, M.BENZ, NISSAN: FRONTIER, X-TERRA



P2450C

12v.SALIDA DERECHA, Esc. 6x18x14.5, AUDI, BMW, FIAT, FORD, IVECO, L.ROVER, M.BENZ, PEUGEOT, RENAULT, VW, VOLVO



P2215C

12v. DM, DA-TERM. DERECHO, Esc. 5x12x11.5, CHEVROLET, CITROEN, FIAT, FORD, M.BENZ, PEUGEOT, VW, VOLVO, YANMAR



P2231C

12v. DM, DA-TERM. DERECHO, Esc. 5x12x11.6, CHEVROLET: CORSA, SEAT, VOLKSWAGEN: CROSSFOX, GOL, POLO

BOSCH



P2233C

12v. DW, DB-SALIDA LADO DERECHO, Esc. 5x12x11.6, CHEVROLET, CITROEN, FIAT, FORD, VOLKSWAGEN



P2234C

12v. SALIDA IZQUIERDO, Esc. 5x12x11.6, AUDI, CHEVROLET, CITROEN, FIAT, NISSAN, PEUGEOT, VOLVO



P2410C

12v. PMGR, Med. A:67.5 B:35 C:15.5 D:43 E:48 Esc. 5x12x11.5, AUDI, CHRYSLER, DODGE, MERCEDES BENZ, MITSUBISHI



P2416C

12v., Med. A:73 B:36.5 C:18.7 D:46 E:96 Esc. 5x12x11.5, VARIOS



P2417C

12v. TERM. DERECHO, Esc. 5x11.8x11.5, TOYOTA: COROLLA, WAGON, COROLLA



P2418C

12v. TERM. SALIDA DERECHO, Esc. 5x11.8x11, A.ROMEO, AUDI, CITROEN, LANCIA, MERCEDES BENZ, PEUGEOT, RENAULT, SEAT, VAUXHALL, VOLKSWAGEN



P2419C

12v. DM, Esc. 15x11.8x11.6, FIAT: ELBA, FIORINO, PALIO, SIENA, UNO



P2434C

12v. DW-1,7 KW., Esc. 6x18x12.5, AUDI, VW, ETC.



P2227C

12v. GIRO HORARIO, T. DERECHO, Esc. 5x16x13, ALFA ROMEO, AUDI, CHEVROLET, CITROEN, FIAT, FORD, PEUGEOT, VW



P2238C

12v. DW - TERMINAL IZQUIERDO, -G. ANTI HORARIO, Esc. 5x16x13, FIAT, FORD, PORSCHE, SEAT, VW, VOLKSWAGEN




P2413C

12v., Esc. 5x16x13, FORD, VOLKSWAGEN



P2414C

12v., Esc. 5x16x13, VOLKSWAGEN, ETC.



P2426C

12v. PMGR, Esc. 5x16x13, BMW, CHEVROLET, ISUZU, NISSAN, VW, VOLVO

P2243C

24v. JF, DD, Esc. 8x25x17, CASE, DEUTZ, FORD, GMC, HANOMAG, IHC, IVECO, M.BENZ, RENAULT, VOLVO, WHITE

P2244C

12v. JF, DD, Esc. 10x25x17, DEUTZ, FORD, INC, J.DEERE, KHD, IVECO, MACK, M.BENZ, N.HOLLAND, RENAULT, SCANIA, VOLVO

P2245C

12v. Esc. 9x16x17, AUDI, CASE, DEUTZ, IHC, IVECO, KAEBLE, KHD, J.DEERE, M.FERGUSON, M.BENZ, N.HOLLAND



BOSCH




P2546C

12v. Esc. 4.8 x 8.36 x 11.7, CITROEN, FIAT, LANCIA, NISSAN, PEUGEOT, RENAULT



P2425C

SERIE DD, FIAT, FORD, IHC, J.DEERE, NAVISTAR, RENAULT, VOLVO



P2430C

24v. Esc. 6x18x15.5, MERCEDES BENZ, SCANIA, ETC.



P2525C

Esc. 8x25x17, CASE, DEUTZ, FIAT, HANOMAG, IVECO, MERCEDES BENZ, RENAULT, SCANIA



P2177C

12v. DB, LT-1,1 KW, Esc. 4.5x10x18, AUDI, FIAT, FORD, LAND ROVER, VOLKSWAGEN



P2283C

12v. DW-1,1KW, Esc. 4.5x12x11, AUDI, CITROEN, DAEWOO, FIAT, MERCEDES BENZ, PEUGEOT, TOYOTA



P2424C

12v. DB, LT-1,1 KW, Esc. 4.5x12x11, AUDI: A1, A3, QUATTRO, SEAT, VW: EOS, PASSAT, TIGUAN, GOLF, POLO, TRANSPORTER



P2535C

12v. Esc. 4.5 x 12 x 11, FIAT: FIORINO, PALIO, PALIO, SIENA, STRADA, UNO



P2299C

12v. LT-1,4 KW, Esc. 5x16x13.5, BMW, CITROEN, FIAT, PEUGEOT, MERCEDES BENZ, VOLVO



P2420C

12v. R70-L15-1,2 KW, Esc. 4.5x16x12, AUDI: A4, A6, A7, A8, Q5, Q7, RS4/5/6/7, FORD: FOCUS



P2472C

12v. R70-L25, R70-L35-1,4 KW, Esc. 4.5x16x12, MERCEDES BENZ, PORSCHE



P2304C

12v. R74-M40-1,1 KW, Esc. 5x12x11, SEAT, VW: POLO, GOLF



P2282C

12v. LT-1,8 KW, Esc. 5x13x15.5, A.ROMEO, AUDI, BMW, FIAT, MERCEDES BENZ, MINI COOPER, VOLKSWAGEN



P2298C

12v. LT-1,4 KW, Esc. 5x16x13.5, BMW, CITROEN, FIAT, M.BENZ, PEUGEOT, VOLVO



P2303C

12v. PMGR 1,4 KW, Esc. 5x16x13, ALFA ROMEO: 147, 155, 164, FIAT: PALIO

BOSCH




P2476C
12v. 1,4 KW, Esc. 5x16x13, LADA, RENAULT



P2481C
12v. 1,4 KW, Esc. 5x16x13, AUDI: A6, A8, Q7, VOLKSWAGEN: PASSAT, TOUAREG



P2280C
12v. 2,2 KW, Esc. 6x18x12.5, AUDI: TT, SEAT: CORDOBA, VOLKSWAGEN: BORA, GOLF, NEW BEETLE, TRANSPORTER



P2281C
12v. 2,2 KW, Esc. 5.5x18x14.4 , AUDI, SEAT, VOLKSWAGEN: BORA, GOLF, NEW BEETLE, POLO, TRANSPORTER




P2301C
12v. LT Y PDM (JF, JD MOD. NUEVO) 3,0 KW, Esc. 6x18x14.5, FIAT, FORD, IVECO, M. BENZ, NEW HOLLAND, TOYOTA: HILUX, SW4




P2428C
12v. 2,0 KW, Esc. 6x18x14, AUDI: A4, A6, A8, SEAT



P2429C
12v. 2,0 KW, Esc. 6x18x15.5 , AUDI, CITROEN, FIAT, FORD, IVECO, L.ROVER, M.BENZ, PEUGEOT, VW, VOLVO



P2433C
12v. DW-1,7 KW, Esc. 5x12x11.5, AUDI: Q7, BMW: 1, 3, 5, 6, 7, X3, X5, X6, FIAT: DUCATO, FORD: TRANSIT, M.BENZ, VW



P2439C
24v. HX87 Esc. 6x18x14.25, FORD: CARGO 2422, 2626, 2628 MOTOR CUMMINS ELETRONICO



P2477C
12v. DB-2 KW, Esc. 6x18x14.5, VOLKSWAGEN: BUS 28-46 II, LT 28-35 2.5 TDI BUS, LT 40-55 2.5 TD




P2478C
12v. 1,8 KW, Esc. 6x18x14.5, AUDI: A2, A3, FORD: GALAXY, SEAT, VW: TRANSPORTER, BORA, CADDY, GOLF, PASSAT, POLO, VENTO



P2479C
12v. R425 DOHC-2,2 KW, Esc. 6x18x14.5, A.ROMEO, CHRYSLER, DODGE, FIAT, JEEP, J.DEERE, IVECO, RENAULT, SUZUKI, VW



P2480C
12v 2 KW, Esc. 6x18x14.5 , AUDI: A4, A6, A8, SEAT, SKODA



P2273C
12v. CDS, Esc. 4.5x8.5x11, FIAT: DOBLO, IDEA, FIORINO, PALIO, PUNTO, STRADA, UNO, RENAULT: DUSTER, LOGAN, SCENIC, SANDERO



P2278C
24v. HEF95-L24V-5,5 KW, Esc. 5.5x28x18, KAMAZ, MERCEDES BENZ, VOLVO

BOSCH




P2508C

12v. 0,8 KW, Esc. 4.2x11.8x11, FIAT: DOBLO, FIORINO, IDEA, PALIO, PUNTO, SIENA, STRADA, UNO, GRAND SIENA



P2511C

12v., Esc. 4.2x11.95x11.5 , CHEVROLET: ONIX, TRACKER, FORD: KA, TOYOTA: COROLLA



P2421C

12v. 110-SERIES PMGR, Esc. 5x16x13 , CHRYSLER, DODGE: CARAVAN, DAKOTA, M.BENZ



P2422C

12v. 110-SERIES PMGR, Esc. 6x18x14.5 , AUDI, JOHN DEERE, LAND ROVER, SKODA, VOLKSWAGEN



P2432C

12v., Esc. 10x25x15.5 , VARIOS



P2438C

12v. CCW 108 -SERIES PMGR, Esc. 5x16x13 , DODGE




P2441C

12v. 2.2KW, Esc. 4.5x19x15, AUDI: A1 1.6 TDI, A3 1.6 TDI, A6, VW: GOLF, CADDY, PASSAT, POLO, TOURAN, TRANSPORTER




P2444C

12v. START/STOP, Esc. 4.4x14x15, AUDI, CHEVROLET, CITROEN, FIAT




P2493C

12v. STAR-STOP, Esc. 4.5x19.5x14, AUDI, MERCEDES BENZ, VOLKSWAGEN




P2492C

12v. STAR-STOP, Esc. 5.5x18x14 , AUDI, MERCEDES BENZ, VOLKSWAGEN



P2445C

12v., Esc. 4.5x16x14, AUDI, FIAT, MINI COOPER, VOLKSWAGEN




P2491C

12v. STAR-STOP, Esc. 4.5x14x14, BMW



P2442C

12v. START/STOP-2,2 KW, Esc. 5.5x18x15, AUDI, SEAT, SKODA, VOLKSWAGEN



P2443C

12v. START/STOP, Esc. 5.5x18x15, AUDI, BMW, CITROEN, FIAT, HYUNDAI, JEEP, KIA, M.BENZ, MINI, NISSAN, PEUGEOT, RENAULT, VW



P2542C

12.v, START/STOP, Esc. 4.5x13.9x11.5 MERCEDES BENZ A/B 160, A180, A200, A220, A250 ETC.

BOSCH



P2537C

COMSTAR, 12v. Esc. 4.5x16. x12.5, FIAT: TORO D., JEEP: RENEGADE, COMPASS D.

COMSTAR



P2512C

12v. Esc. 5x13x11, RENAULT: DUSTER, LOGAN, SANDERO, KWID

DELCO



P2131C

12v. PG260F2-1,5 KW, Esc. 5x18x15, CADILLAC, MERCURY MARINE, BUICK, CHEVROLET, ISUZU



P2135C

BUICK, CADILLAC, CHEVROLET, GMC, ISUZU, OLDSMOBILE, PONTIAC, Esc. 7x14.8x14




P2136C

12v. Esc. 6.5x22x15, CHEVROLET: BLAZER PG100, 200, 250



P2393C

12v. PG200, PG250-SERIES PMGR, Esc. 7x21.8x15.3, CHEVROLET, DAEWO, GMC, VOLVO



P2138C

12v. 3,5 KW., Esc. 8.5x19x18, FORD: F100, F150



P2148C

12v. Esc. 5x18x14.5, PEUGEOT, AUTOELEVADORRES CLARK, HYSTER, ISUZU, YALE



P2150C

12v. Esc. 5x18x14.7, PEUGEOT: 206, AUTOELEVADORES: CLARK, HYSTER, ISUZU, YALE



P2154C

12v. SD80, Esc. 4.5x13x12, CHEVROLET, DAEWOO, NISSAN, SUZUKI



P2248C

12v. PG260MQ, PMGR, Esc. 6x19x16, CASE, CHEVROLET, CITROEN, FIAT, HYUNDAI, PEUGEOT, SAAB




P2249C

12v. PG260B, C, D, Esc. 5x15x12.5, CHEVROLET, CITROEN, DAEWOO, FIAT, HYUNDAI, ISUZU, PEUGEOT



P2461C


12v. 1,1 KW, Esc. 5x15x13, CHEVROLET: PRISMA, ONIX, AGILE, MONTANA, CORSA



P2495C

12v. P2260MQ, PMGR, Esc. 6x19x15.5, CHEVROLET, CITROEN, FIAT, HYUNDAI, PEUGEOT, ETC.

DELCO



P2523C

12v. SERIE PMGR, Esc. 5x15x12.6, CHEVROLET: AVEO, CAPTIVA, EQUINOX




P2267C

12v. PG260G, Esc. 5x15x13, CITROEN: C4, CHEVROLET: BLAZER, MONZA, S-10, ASTRA, VECTRA, DAEWOO, PEUGEOT: 308, 408



P2275C

12v. Esc. 4.8x15.8x11, CHEVROLET, ISUZU




P2389C

12v. PG260G-SERIES PMGR, Esc. 5x15.8x12.5, CHEVROLET, GMC, ISUZU




P2390C

12v., Esc. 5x15.8x12.5, NISSAN, MITSUBISHI, ETC.



P2392C

12v. PG260G, Esc. 5x15.8x12.5, CITROEN, CHEVROLET, DAEWOO, PEUGEOT



P2285C

12v. Esc. 6.5x16.0x14.0, CHEVROLET, CHRYSLER



P2296C

12v. 29MT, Esc. 8x25x18, AGRALE, CASE, ATLAS COPCO, CHEVROLET, FORD, MARCOPOLO, M.BENZ

P2297C
ÍDEM 24v



P2316C

12v. 37MT, 41MT, Esc. 9.5x28.5x24, CATERPILLAR, CHEVROLET, FORD, MASSEY FERGUSON, MERCEDES BENZ, VOLKSWAGEN

P2316/1
ÍDEM SIN CARBÓN



P2320C

12v. 37, 41 MT, Esc. 10x29x25.5, CATERPILLAR, CHEVROLET, FORD, GMC, MASSEY FERGUSON, M.BENZ, VOLKSWAGEN



P2321C

24v. 37 MT, Esc. 10x29x25.5, CASE, CATERPILLAR, FORD, MERCEDES BENZ, VOLKSWAGEN



P2322C

12v. 42 MT, Esc. 10x36.7x26, CATERPILLAR, CHALLENGER, CLARK, DYNAPAC, HYSTER, J.DEERE, M.FERGUSON, TEREX, NAVISTAR

P2322/1
ÍDEM SIN CARBÓN



P2323C

24v. 42 MT, Esc. 10.6x36.5x24.5, CASE, CLARK, CATERPILLAR, FIAT ALLIS, TEREX

P2324C

12v. 41MT- TODO AISLADOS, Esc. 9.7x28.7x25, AGCO, CATERPILLAR, MASSEY FERGUSON, TEREX

P2324C/24

24v. 41MT-TODO AISLADO, Med. A:127 B:60 C:35 Esc. 9.7x28.7x25, CATERPILLAR, D6M, CUMMINS

P2324/1

ÍDEM SIN CARBONES



DELCO



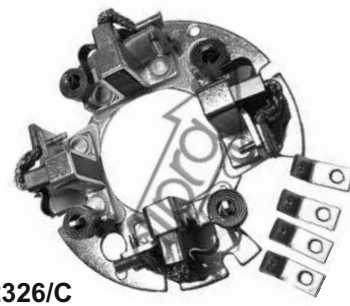
P2325/1

TIPO: 42MT, Esc. 10.5x36.5x23.5, AGCO, CATERPILLAR, MASSEY FERGUSON, MERCEDES BENZ, TEREX



P2326/1

12v. 41MT- MASA AISLADA, Esc. 9.5x28.5x25 , AGCO, CATERPILLAR, MASSEY FERGUSON, TEREX



P2326/C

12v. 41MT- MASA AISLADA, Med. A:127 B:60 C:35 Esc. 9.5x28.5x25, AGCO, CATERPILLAR, M.FERGUSON, TEREX



P2328/1


TIPO: 37MT, Esc. 9.6x28.6x26.6, BOBCAT, CATERPILLAR, CHEVROLET, CLARK, DRESSER, FORD, HYSTER, J.DEERE, N.HOLLAND



P2335C


12v. 39MT, Esc. 9.5x32x22, CUMMINS, FREIGHTLINER, INTERNACIONAL, MACK, VOLVO

P2335C/24
ÍDEM 24v



P2466C

MITSUBISHI , TIPO: 39MT, Esc. 8x30x20 , CUMMINS, MAQUINAS VIALES




P2332/1

24v. 50MT, Esc. 8x19x19, CATERPILLAR, CLARK, INGERSOLL RAND



P2332/C

24v. 50MT, Esc. 9.5x19x19.5 , CATERPILLAR, CLARK, INGERSOLL RAND



P2337/1
ÍDEM SIN CARBÓN

P2337C


24v. 50MT, Esc. 8x38x21, CATERPILLAR, INGERSOLL RAND, KOMATSU



P2338C

24v. 40MT, Esc. 9.5x19x19 , CASE, CATERPILLAR, CUMMINS, FIAT-ALLIS, JOHN DEERE, VOLVO

P2338/1
ÍDEM SIN CARBÓN



P2339C

12v. PG100 PMGR, Esc. 5.5x15x15 , PONTIAC, SATURN



P2394/1

TIPO: 40MT, Esc. 9.5x38x21 , CATERPILLAR



P2459/C

12v. 40MT. DD SERIES, Esc. 9.5x38x19.5, CATERPILLAR



P2327/1

24v. 35MT, Esc. 9.5x19x19 , AGCO, CATERPILLAR, CASE, CLARK, DEUTZ, FIAT ALLIS, IHC, J.DEERE, NAVISTAR




P2330C

24v. 38MT-6KW, Esc. 9.5x28x23, CASE, FORD, JAC, RANDON, VOLVO, TITAN

DELCO



P2331C
12v. 38MT, Esc. 9.5x28x23, CASE, FREIGHTLINER, FORD



P2333C
12v. 28 MT, Esc. 8x25x19, ASIA MOTORS, CASE, FIAT ALLIS, J.DEERE, M.BENZ, MULLER


P2333/1
ÍDEM SIN CARBÓN



P2334C
24v. 28 MT, Esc. 8x25x20 , ASIA MOTORS, CASE, FIAT ALLIS, KOMATSU, M.BENZ, ACCELO, ATRON



P2391C
12v. Esc. 2.13x13.5x13.5, NISSAN, MITSUBISHI, ETC.



P2408C
DENSO, MARELLI, NIPPONDENSO, 12v. Esc. 7x16x15.5 , ACURA, BOBCAT, CHEVROLET, CHRYSLER, FIAT, HONDA, HYSTER, ISUZU, T.KING, TOYOTA, YANMAR



P2409C
DENSO, M.MARELLI, NIPPONDENSO, 12v. OSGR, Esc. 6.4x13x14 , BOBCAT, FIAT, HONDA, ISUZU, JEEP, J.DEERE, KUBOTA, MITSUBISHI, SUZUKI, TOYOTA, YANMAR



P2470C
12v. PG260D6-1,4 KW-PMGR-1,2KW, Esc. 4.5x15x12.5 , KIA, HYUNDAI



P2471C
12v. PG260D6-1,4 KW-PMGR-1,2KW, Esc. 4.5x15x12.5 , KIA: SORENTO, SPORTAGE, HYUNDAI: ELANTRA, SANTA FÉ, TUCSON



P2482C
12v. Esc. 4.3x12x11.6 , HYUNDAI, KIA



P2518C
12v. Esc. 4.6x12x12.2 , CHEVROLET: PRISMA, AGILE, SPIN, MONTANA, ONIX



P2538C
12v. Esc. 4.5 x 20 x 15 , HYUNDAI, KIA



P2483C
12v. Esc. 4.5 x 20 x 15 , HYUNDAI, KIA



P2548C
12v. Esc. 4.5x12x10, HYUNDAI: HB20, i20, KIA: Rio IV 1.0



P4080C
M.MARELLI, GAREF, 12V, Esc., CHEVROLET, FORD, HYSTER, INTERNACIONAL, GMC, JEEP, MASEY FERGUSON



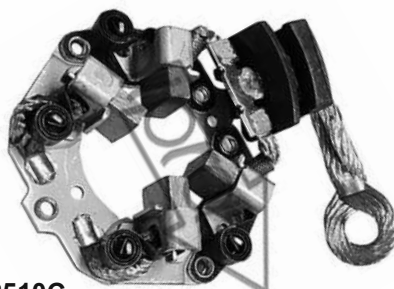
P2465C
12v. Esc. 14x6x12.5 , RENAULT

DENSO




P2351C

HITACHI, 12v. 1.3 KW, Esc. 5.5x19x15.5 ,
AUDI, L.ROVER, M.BENZ, MINI COOPER



P2510C

12v. Esc. 5x14x15.5 , BMW, L.ROVER, HONDA,
MINI COOPER, TOYOTA



P2532C

12v. Esc. 5.5x19x15.5, ACURA, BMW,
HONDA, HYUNDAI, KIA, M.BENZ



P2446C

12v. PMGR, Esc. 4.5x12x12 , CHEVROLET,
CHRYSLER, DODGE, FIAT, JEEP, TOYOTA



P2526C

12v. PMGR, Esc. 4.5x12x12.3 , VW: FOX,
GOL, POLO, VOYAGE




P2498C

12v. 2,0 KW, Esc. 11x10x15, AUDI: A7,
VOLKSWAGEN: GOLF



P2500C

12v. Esc. 5.5x18.5x10.3, TOYOTA: HILUX , SW4



P2519C

12v. Med. A: 64 B: 31.9 C: 17.6 D: 56 E: 50
Esc. 5.5x13.4x12 , BMW: 216,218,220225,
MINI COOPER



P2516C

24v. Med. A: 82.5 B: 41 C: 29.8 D: 66.9
Esc. 4.2x11.8x11 , CASE, NEW HOLLAND,
CUMMINS ISB 6.7, C



P2527C

12v. Esc. 6.5x8x10, CHEVROLET, FORD,
HONDA, ISUZU, J.DEERE, KAWASAKI,
M.FERGUSON, MAZDA, N.HOLLAND, TOYOTA



P2528C

12v. Med. A: 64 B: 33 C: 16.8 D: 40
Esc. 7x13x15.5, KUBOTA



P2529C

12v. Esc. 7x20x19, AUDI, PORSCHE,
CITROEN, L.ROVER, PEUGEOT, PORSCHE,
TOYOTA, LAND CRUISER, VOLKSWAGEN



P2530C


12v. Esc. 8x24.8x21, DODGE: RAM,
JOHN DEERE



P2507C

DELCO, M.MARELLI, NIPPONDENSO , 12v.
OSGR, M70R, Esc. 7x16x15, ACURA, AGLE,
BOBCAT, CHEVROLET, CHRYSLER, FIAT,
HONDA, HYSTER, ISUZU

EFFA



P2251/C

12v. Esc. 6.5x10x16 , BOBCAT, CHANGAN, DAIHATSU, FORD: ESCORT, HONDA, SUBARU, SUZUKI, TOYOTA

MOTORCRAFT-FORD



P2156/1

12v. Esc. 8.5 x 19 x 10, FORD: RANGER, F150



P2223C

12v. PMGR, Esc. 6x13x13.5 , FORD: B-MAX, COURIER, ESCORT, FIESTA, FOCUS, MAVERICK, MONDEO, KA, ESCORT, MAZDA



P2224C

12v. Esc. 8x19x22, FORD: F-100, F-1000, COURIER, RANGER, ORION, C-MAX 2, FIESTA, FOCUS, MONDEO, TRANSIT, MAZDA: 121 1.8 DIESEL, VOLVO



P2387C

12v. Esc. 8.4x19x18 , FORD, VARIOS



P2540C

12v. Esc. 6 x 12.7 x 13.35, FORD VARIOS



P2308C

12v. Esc. 4.5x16x14 , FORD: BRONCO, ECOSPORT, RANGER, F1000, MONDEO, MAZDA



P2309C

12v. Esc. 4.5x16x14, FORD: COURIER, ESCORT, MONDEO



P2376C

12v. PMGR, Esc. 4.5x16x16, FORD: COURIER, RANGER, F-100, F-150, EXPLORER, TRANSIT



P2377C

12v. PMGR, Esc. 5x13x12 , FORD, DAEWOO



P2378C

12v. Esc. 6x13x14, FORD: FIESTA, KA, COURIER


HITACHI-DENSO



P2157C
Esc. 7x19x15.8, ISUZU, NISSAN, YANMAR



P2314C
12v. OSGR-2,3 KW, Esc. 7x19.5x15 , DOOSAN, FORD, GMC, GEHI, NISSAN, THERMO KING, YANMAR



P2137C
DENSO, 12v. Esc. 4.5x14x15.5, A.ROMEO, BMW, CASE, DAEWOO, FIAT, FORD, ISUZU, JEEP, NISSAN, RENAULT, SUZUKI M.BENZ



P2228C
DENSO,, 12v. PMGR, Esc. 4.5x14x15.5 ACURA, BMW, CASE, CHEVROLET, DAEWOO, FIAT, FORD, ISUZU, JEEP, M.BENZ, NISSAN, RENAULT, SUZUKI, YANMAR



P2158C
12/24v.-3,5KW, Esc. 8x25x20, KOMATSU, NISSAN, DAIHATSU, ISUZU, TOYOTA



P2160C
Esc. 8x25x18 , ISUZU, THERMO KING



P2163C
12v. Esc. 7x11x16, ACURA, ISUZU, NISSAN



P2405C
12v. DD, OSGR, Esc. 7x11x16 , HONDA, ISUZU, NISSAN, YANMAR



P2407C
12v. Esc. 7x11x16 , NISSAN: SENTRA



P2460C
Esc. 7x19x15.5, ISUZU, NISSAN, ETC.



P2276C
Esc. 10x30x22 , NISSAN: AUTOELEVADORES



P2277C
Esc. 9x19.5x22, ISUZU, NISSAN



P2289C
Esc. 5.5x13.5x26.5 , VOLKSWAGEN: GOLF, YAMAHA



P2295C
Esc. 11x32x22, CAMIONES VARIOS



P2315C
12v. G, R-1,4 KW, Esc. 7x14x15 , ISUZU, KOMATSU, M.FERGUSON, NISSAN, T. KING, TOYOTA, YANMAR

HITACHI-DENSO



P2463C
12v. VARIOS, Esc. 10x35x22.3




P2475C
12v. YANMAR: TRACTORES, CUMMINS.
Esc. 4.5x11x19

INDIEL



P2287C
THERMO KING, ETC. Esc. 9x18x13




P2288C
CUMMINS, MWM, MERCEDES BENZ,
Esc. 8x25x16




P2395C
24v. M100R, AGRALE, IVECO: MWM X10 226
SERIES, MERCEDES BENZ, VOLKSWAGEN,
VOLVO, Esc. 8x25x21



P2396C
CASE, CATERPILLAR, CHRYSLER,
DODGE: RAM, FORD, J. JOHN DEERE,
NAVISTAR, NEW HOLLAND, M.BENZ



P2210C
LUCAS, M. MARELLI, 12v. M50, M127,
Esc. 9x20.5x24.5, FORD: F4000, F1000
(C/ MOTOR MWM), TRANSIT, MASSEY
FERGUSON



P2218C
12v. M93R, Esc. 8x19x18, AGRALE,
CHEVROLET, DODGE, FIAT, IVECO,
J. DEERE, L. ROVER, M. FERGUSON, M. BENZ,
PEUGEOT, RENAULT, VW



P4121
M. MARELLI, 4 casillero, 12v. M93R
Esc. 8x19x18, AGRALE, A. ROMEO,
CHEVROLET, CITROEN, FIAT, IVECO,
J. DEERE, M. BENZ



P4121C
IDEM P4121 CON CARBONES



P4123
IDEM P4121, CANTIDAD 12 CASILLEROS
CON RESORTES



P4122
12v. M93R, Esc. 3.5/9.5x11.6x16, FIAT, FORD,
RENAULT, PEUGEOT, VOLKSWAGEN



P4122C
12v. M93R, Esc. 3.5/9.5x11.6x16, FIAT, FORD,
RENAULT, PEUGEOT, VOLKSWAGEN



P4107C
M100-(PLASTICO), Esc. 4.7/10.3x13.3x17.5,
FIAT, FORD, IKA, RENAULT, PEUGEOT

INDIEL



P4117

M100-(PLASTICO), Esc. 4.7/10.3x13.3x17.5, FIAT, FORD, IKA, RENAULT, PEUGEOT



P4117C

IDEM P4117C, CON CARBONES



P4117B

M100-(BAQUELITA), Esc. 4.7/10.3x13.3x17.5, FORD: TAUNUS, F100, FIAT, TORINO



P4117BF

IDEM P4117B, CON CARBONES PARA TORINO



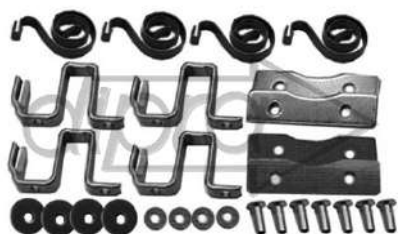
P4117BFI

IDEM P4117B, CON CARBONES PARA VEHICULOS FIAT 125



P4117BT

IDEM P4117B, CON CARBONES PARA VEHICULOS FORD



P4124

LUCAS, Esc. 8.8x19x13, AGRALE, A.ROMEO, CHEVROLET, CITROEN, FIAT, IKA, IVECO, J.DEERE, M.BENZ

ISKRA




P2178C

12v. Esc. 6.5x15x22, ATLAS COPCO, CASE, CITROEN, CLARK, CNH, FIAT, DYNAPAC, IVECO, JLG, J.DEERE, M.FERGUSON, N.HOLLAND, TEREX, VALMET, VALTRA




P2179C

12v. Esc. 8x25x19, AGCO, ATLAS, BOBCAT, CATERPILLAR, CASE, DEUTZ, JCB, LIEBHERR, M.FERGUSON, N.HOLLAND, PERKINS, VALMET, VALTRA



P2313C

12v. Esc. 10x25x22.5, CASE, BOBCAT, JOHN DEERE, NEW HOLLAND, VALTRA



P2388C

24v. Esc. 8x25x23, CASE, DOOSAN, FIAT ALLIS, IVECO, MAN, M.BENZ, NEW HOLLAND, SCANIA, VALTRA, VOLKSWAGEN, VOLVO



P2455C

12v. DD-2,7 KW, Esc. 9x15.9x23, AGRALE DEUTZ, ATLAS, AUDI, CASE, HANOMAG, HENSCHEL, ITMA, IVECO, JCB, J.DEERE, M.FERGUSON, M.BENZ, N.HOLLAND, VALTRA, VOLVO



P2458C

12v. Esc. 6x8x14, ATLAS, BOBCAT, CATERPILLAR, JCB, JUUNGHENRICH, YALE

JHAEM



P2520C


12v. Esc. 4x12x11, KIA: RIO, PICANTO

MAGNETI MARELLI




P2151C

MAKO, 12v. Esc. 10x25x23, CASE, FIAT, FORD, IVECO, N.HOLLAND, RENAULT



P2152C

Esc. 9x16x23.5, FIAT: TRACTOR, DUCATO, IVECO, DAILY, RENAULT: MASTER, TRAFIC 2.5D



P2279C

24v. MT67-4,0 KW, Esc. 8x25x23, FIAT, IVECO, RENAULT



P2208C

Esc. 7x13x18, FIAT: UNO, DUNA, RENAULT: 11, 12, 18, 19, 21, TRAFIC



P2222C

ESCOBILLAS 7x13x17, FIAT: UNO



P2216C

12v. Esc. 8x19x18, ALFA ROMEO: 145, 155, 156, 166, CITROEN, FIAT: BRAVA, CROMA, DUCATO, MAREA, PUNTO, TEMPRA, IVECO



P4121

JUEGO 4 CASILLEROS, Esc. 8x19x18, AGRALE, A.ROMEO, CHEVROLET, CITROEN, FIAT, IVECO, J.DEERE, M.BENZ



P4121C

IDEM P4121 CON CARBONES




P4123

IDEM P4121, CANTIDAD 12 CASILLEROS CON RESORTES



P2230C

DENSO, Esc. 8x19x20, BMW, CITROEN, FIAT, PERKINS, M.FERGUSON



P2235C

12v. Esc. 6x14.8x19, FIAT: PALIO, SIENA



P2240C

12v. Esc. 7x13x17, CITROEN: JUMPY, FIAT: FIORINO, PALIO, SIENA, STRADA, UNO, BRAVO, SIENA, NISSAN: PRIMERA 1.6

MAGNETI MARELLI



P2242C

12v. Esc. 7x13x17.5, CITROEN, FIAT: BRAVO, DOBL, CARGO, FIORINO, MAREA, PALIO, PUNTO, SIENA, STILO, STRADA, TOYOTA



P234

12v Esc. 7x13x17.5, FIAT: 500, BRAVO, DOBLO, PALIO, PUNTO, SIENA



P2435C


12v. Esc. 8x25x23, DEUTZ, FIAT, IVECO



P2494C

Esc. 7x13x15.5, FIAT

MITSUBA



P2271C

12v. Esc. 5x17x16, ACURA, HONDA: ACCORD, ACCORD, PRELUDE, CIVIC, ISUZU




P2474C

12v. Esc. 5x17x16, HONDA: CIVIC, CRV, ACCORD, ISUZU



P2292C

12v. PMGR-1,6 KW, Esc. 4.7x12x11.5, ACURA, HONDA: ACCORD, CIVIC



P2489C

12v. PMGR-1,6 KW, Esc. 5x12x11.5, ACURA, HONDA: ACCORD, CIVIC



P2490C

12v. Esc. 5x12x11.5, HONDA: NEW FIT, NEW CITY, NEW CIVIC, CRV

MITSUBISHI



P2143C

12v. GIRO HORARIO, Esc. 4.5x12x12.5, CHEV. CHRYSLER, DODGE, FIAT, FORD, GMC, HONDA, JEEP, MAZDA, NISSAN, PEUG. SUBARU, SUZUKI



P2514C

12v. Esc. 4.4x18x12.2, FIAT: TORO, JEEP, NISSAN, RENAULT: SANDERO, LOGAN



P2522C

Esc. 4.5x12.5x12.5, SUBARU

MITSUBISHI



P2545C

12v. Esc. 4.4x11.9x9.7, MITSUBISHI: LANCER, OUTLANDER



P2149C

12v. 0,8 KW, Esc. 5x10.6x12.5, DODGE, HYUNDA: ACCENT, ELANTRA, MITSUBISHI, ECLIPSE, GALANT, LANCER



P2153C

12v. ESCOBILLAS 4.5x12x14, FORD, MITSUBISHI: L200 LINEA DD



P2348C

12v. CABLE LARGO, Esc. 4.5x12x12.5, CHEVROLET, DODGE, FORD, KIA, MAZDA, NISSAN, PEUGEOT, SUZUKI




P2349C

12v. CABLE CORTO, Esc. 4.5x12x12.5, CHRYSLER, DODGE, MAZDA, MITSUBISHI, NISSAN, SUBARU



P2352C

12v. PMGR-2-1,4 KW, Esc. 4.5x12x12.5, JEEP




P2167C

Esc. 4.5x12x13, HYUNDAI, JEEP, KIA, MAZDA, MITSUBISHI, NISSAN, SUZUKI



P2225C

12v. PMGR, Esc. 4.5x18x17, JEEP: CHEROKEE, GRAND CHEROKEE, WRANGLER, MAZDA: 323, MPV I 3.0, MX-3 1.8i, MX-6 2.5i V6, XEDOS 6 2.0 V6



P2255C

12v. Esc. 4.5x11x19, DODGE, FIAT, FORD, JEEP, KIA, MAZDA, NISSAN, PEUGEOT, TOYOTA, SUBARU, SUZUKI



P2256C

12v. Esc. 4.5x11x17, CATERPILLAR, CHRYSLER, CHEVROLET, CLARK, EAGLE, FORD, NISSAN, SUBARU, SUZUKI



P2257C

12v. Esc. 4.5x18x17, CHEV.: CRUZE, TRACKER, DODGE, EAGLE, FORD, GEO, HYUNDAI, INFINITI, JEEP, MAZDA, SUBARU, SUZUKI, TOYOTA



P2181C

24v. 5,5 KW, Esc. 8x30x18.2, VOLVO, CUMMINS



P2226C

12v. Esc. 7x12x17.5 CHEVROLET, CITROEN, FORD, HYUNDAI, HONDA, JEEP, KIA, MAZDA, NISSAN, SUZUKI, TOYOTA



P2226C/24

24v. Esc. 7x12x17.5, BOBCAT, CASE, CLARK, ISUZU, KOBELCO, MITSUBISHI, TOYOTA




P2239C

VALEO, 12v. Esc. 7x18x18.5, ACURA, CASE, DODGE, HYUNDAI, KIA, KUBOTA, MAZDA, YALE

P2239C/24
IDEM 24v.
(M649T05072
ME700140)

MITSUBISHI



P2468C

VALEO, 12v. OSGR, PLGR, Esc. 7x18x18.5, YALE, ACURA, CASE, DODGE, MAZDA, HYUNDAI, MITSUBISHI, NISSAN, KUBOTA



P2232C

12v. Esc. 7x12x12, DODGE, EAGLE, FORD, HYUNDAI, HYSTER, J.DEERE, KIA, MAZDA, NISSAN, SUZUKI, YALE, KUBOTA



P2259C

12v. Esc. 7x10x16, BOBCAT, CLARK, DODGE, FORD, GEHL, HYUNDAI, IHC, KOMATSU, MAZDA, NISSAN, YALE



P2291C

Arr. DD OSGR, Esc. 7x12x17.5, DODGE, MAZDA, MITSUBISHI, NISSAN




P2469C

12v. Esc. 7x12x17.5, MAZDA, MITSUBISHI, NISSAN




P2162C

Arr. 2,5 KW., Esc. 10x28x21, FORD




P2246C

12v. PLGR, Esc. 8x24x18, CATERPILLAR, FORD, MITSUBISHI



P2247C

24v. PLGR, Esc. 8x24x17.5, CATERPILLAR, FORD, KOBELCO, MAN, MITSUBISHI



P2250C

DELCO, Esc. 8x24.5x20, MITSUBISHI: CAMIONES, OMNIBUS



P2329C

12v. 0,8 KW, Esc. 7x14x16.5, MITSUBISHI



P2353C

Esc. 8x24x20.5, MERCEDES BENZ



P2488C

24v. Esc. 8x30x23, MERCEDES BENZ: ACTROS, VOLVO



P2347C

24v. Esc. 8x30x18, IVECO, VW, VOLVO



P2350C

HITACHI, 12v. Esc. 4.5x12x12.5, CHRYSLER, DODGE, FORD, HYSTER, MITSUBISHI, NISSAN, RENAULT, VAUXHALL



P2354C

12v. Esc. 9x30x23, ACTROS, MITSUBISHI, M.BENZ, VOLVO

MITSUBISHI



P2398C
12v. OSRG, Esc. 8x24x17.5, MAZDA,
MITSUBISHI



P2401C
Esc. 8x20x17.5, MITSUBISHI




P2399C
12v. OSRG, Esc. 8x24x18.3, FORD, MAZDA,
MITSUBISHI



P2400C
Esc. 9.5x30x22.5, MITSUBISHI



P2447C
24v. Esc. 8x30x18, MERCEDES BENZ




P2484C
Esc. 8x25x20, VEHICULOS VARIOS



P2485C
Esc. 8x25x20, ISUZU, KOMATSU



P2486C
Esc. 8x19x22, MASSEY FERGUSON: Hd90



P2506C
24v. Esc. 8x30x18, M.BENZ: ATEGO 1719,
1725, 1726, 1718, 1729, 1730, 2426, 2429,
ATRON 1319, 2324, 2729, O500 EURO 5



P2524C
12v. Esc. 4.5x20x13, VARIOS




P2139C
12v. ISGR-3,5 KW, Esc. 7x15.8x16, FORD

NIKKO



P2487C
Esc. 7x25x17, VEHICULOS VARIOS

NIPPONDENSO-DENSO



P2161C

12v. Esc. 7x25x16, ACURA, CATERPILLAR, CHEVROLET, CHRYSLER, FORD, ISUZU, JCB, JOHN DEERE, KUBOTA, SUBARU, TOYOTA



P2217C

Esc. 8x19x18, HONDA, ISUZU, MAZDA, MITSUBISHI



P2402C

12v. OSGR, Esc. 7x25x18.85, TOYOTA, ISUZU



P2219C

Esc. 7x11x19, DATSUN, HONDA, ISUZU



P2252C

12v. Esc. 8x25x15, CATERPILLAR, CHEVROLET, ISUZU, KUBOTA, KIA, KOMATSU, LEXUS, DEUTZ, T. KING, TOYOTA



P2311C

12v. OSGR, Esc. 8x25x15.5, ASIA MOTORS, DAIHATSUD, HYSTER, KIA, KOMATSU, TOYOTA



P2404C

12v. 2,0 KW, Esc. 8x25x14.5, DEUTZ, ISUZU, MAZDA, MERCEDES BENZ, MITSUBISHI, TOYOTA



P2464C

12v. Esc. 8x25x15.5, CATERPILLAR, CHEVROLET, CHRYSLER, DODGE, ISUZU, KUBOTA, KOMATSU, TOYOTA, YANMAR




P2253C

12v. OSGR, Esc. 8x25x21, ASIA MOTORS, BOCAT, ALLIS CHALMERS, CATERPILLAR, CHRYSLER, DAIHATSU, DODGE, HINO, HITACHI, HYUNDAI, ISUZU, KUBOTA, KOMATSU, MITSUI DEUTZ, TOYOTA, YANMAR




P2254C

24v. OSGR, Esc. 8x25x21, ALLIS CHALMERS, ASIA MOTORS, CATERPILLAR, CASE, COASTER, CONTINENTAL, DAIHATSU, DODGE, HINO, HITACHI, J.DEERE, KUBOTA, MITSUI DEUTZ, TELEDYNE, TOYOTA, VERSATILE, WHITE, YANMAR



P2290C

Esc. 7x14x16.4, DAIHATSU, GM, HONDA, ISUZU, KUBOTA, MAZDA



P2312C

12v. OSGR, Esc. 7x25x16, ACURA, CASE, DODGE, FORD, HYSTER, KIA, L.ROVER, MINI, N.HOLLAND, SUZUKI, TOYOTA, YALE



P2363C

12v. 3,0 KW, Esc. 10x30x21, CATERPILLAR, CHEVROLET, DODGE, GMC, ISUZU



P2364C

24v. OSGR-5,5 KW, Esc. 10x30x21, CATERPILLAR, CASE, CHEVROLET, DODGE, GMC, ISUZU



P2365C


12v. DND 9 SERIES-0,8KW, Esc. 4.5/7.5x8.5/10x16, TOYOTA: AVALON, AVENSIS, CAMRY, HIGHLANDER, RAV4, LEXUS

NIPPONDENSO-DENSO




P2366C

12v. DND-09 SERIES-1,6 KW, G. ANTI HORARIO, Esc. 4.5/7.5x8.5/10x16 , LEXUS, TOYOTA, COROLLA, L.CRUISER, RAV4, YARIS, HILUX , CAMRY, SUBARU



P2367C

12v. OSGR-1,2 KW, Esc. 7x13x15.5 , CATERPILLAR, CHRYSLER, DAIHASTU, HONDA, ISUZU, J.DEERE, KUBOTA



P2369C

12v. OSGR, Esc. 10x30x21 , CASE, CATERPILLAR, ISUZU, J.DEERE, N.HOLLAND

TRIA



P2370C

24v. OSGR-5,5 KW, Esc. 10x30x20 , CASE, CATERPILLAR, DODGE, HYUNDAI, ISUZU, IVECO, J.DEERE, KOMATSU



P2403C


12v. 1.0KW, 1.20 KW., Esc. 7x16x14.5 , CHEVROLET: BLAZER, C10



P2128C

12v. Esc. 8.7x17.5x13.0, DODGE: POLARA CAJA AUTOMATICA

TRIA



P2220C

12v. Esc. 9x18x13, DODGE: 1500



P2221C

12v. Esc. 9x17.5x13, DODGE: POLARA

VALEO



P2134C

12v. Esc. 9x18x22, CITROEN, LAND ROVER, PEUGEOT, RENAULT, SUZUKI, VOLVO

VALEO



P2130

PARIS RHONE, Esc. 9.7/4.2x12.4x15, PEUGEOT: 405, RENAULT: 18 FUEGO



P2132C

12v. Esc. 4.5/9x11x17, CHEVROLET, CHERY, CITROEN, PEUGEOT, RENAULT

P2132

IDEM SIN CARBON



P2168/1

12v. Esc. 7/14x12x15 RENAULT



P2169C

12v. Esc. 7.5x12x15, PEUGEOT: 405, RENAULT



P2170/C

12v. Esc. 4.5/8x10.11x10, PEUGEOT, RENAULT




P2171/1

DUCELLIER, 12v. Esc. 4.5/8x10.11x10, ALFA ROMEO, CITROEN, FIAT, RENAULT, VOLVO

VALEO




P2386C
12v. Esc. 4/8x10.5x12, PEUGEOT, ETC.



P2211C
12v. Esc. 7x13x18, RENAULT 19, EXPRES, CLIO DIESEL, PEUGEOT 205, 206, 306, 405



P2310C
12v. D7R SERIES, Esc. 7x14x14, CITROEN, CHEVROLET, FIAT, FORD, HYUNDAI, KIA



P2379C
12v. Esc. 4x14x14, AUDI, FORD, MERCEDES BENZ, SEAT, VOLKSWAGEN



P2344C
12v. D7E, DD Esc. 6.5x8x11, AUDI, SKODA, RENAULT, SEAT, VOLKSWAGEN



P2345C
12v. D7E, DD, Esc. 6.5x8x11, CHEVROLET, CITROEN, FIAT, FORD, M.BENZ, NISSAN, PEUGEOT, RENAULT



P2453C
12v. D7R SERIES, Esc. 7x14x14, CHEVROLET, CITROEN, FIAT, FORD, HYUNDAI, NISSAN, PEUGEOT, RENAULT, VW



P2263C
12v. D7G11, Esc. 7x13x10.5, AUDI, BMW, CITROEN, NISSAN, PEUGEOT, RENAULT, VW



P2371C
12v. D7E, DD, Esc. 6.5x8x11, CHEVROLET, FIAT, FORD, M.BENZ, PEUGEOT, RENAULT



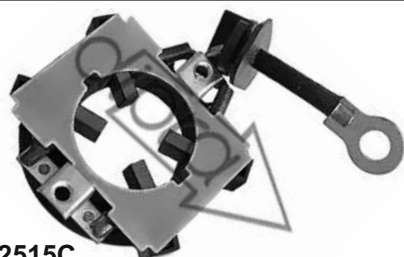
P2373C
12v. DD, Esc. 6.5x8x10.5, FORD: COURIER, ESCORT, KA, RENAULT: CLIO



P2384C
12v. D6, D7 SERIES-0,9 KW, Esc. 6.5x8x10.8, CITROEN, FIAT, FORD, M.BENZ, PEUGEOT, RENAULT, SUZUKI



P2293C
12v. Esc. 6.5x8x10, CHEVROLET, FIAT, PEUGEOT, RENAULT



P2515C
12v. 0,9 KW, Esc. 5x10.8x12.5, HYUNDAI: ACCENT, ATOS, AVANTE, XD, CLICK, COUPE, ELANTRA, SANTRO, SONATA, VERNA, I10, KIA: CARSTAR, CERATO, JOICE, MORNING, PICANTO, RIO



P2286C
12v. ESCOBILLAS 8x15.5x15, PEUGEOT




P2381C
12v. D6, D7 GIRO HORARIO, Esc. 3.16/6.68x10x15, CITROEN, FIAT, FORD, M.BENZ, PEUGEOT, RENAULT

VALEO



P2382C

12v. 1,1 KW, Esc. 3.16/6.68x10x15 , AUDI, CITROEN, CHEVROLET, VOLKSWAGEN



P2383C

12v. Esc. 4.5x12x11.5 , FORD, KA, HYUNDAI, KIA, NISSAN, RENAULT



P2499C

12v. Esc. 4.5x12x12.5, NISSAN, RENAULT



P2452C

12v. 1,2 KW, Esc. 5x12x14 , FORD: KA, KA +3 CIL., MERCEDES BENZ: VITO, RENAULT: DUSTER 2.0, SANDERO 2.0, OROCH, MASTER 2



P2509C

12v. 1 KW, Esc. 6x12x13 , JAC MOTORS



P2513C

12v. Esc. 4.5x18.5x13 , CHEVROLET: S10 D., TRAILBLAZER D.



P2454C

12v. START/STOP, Esc. 4.5x20x13.2 , CITROEN, PEUGEOT



P2496C

12v. 0,9 KW, Esc. 5x15x13, AUDI: A3, A4, VW: FOX, CROSS FOX, POLO, SAVEIRO, GOL, ETC



P2505C

12v., Esc. 8x30x18 , HYUNDAI: IX35, SONATA, KIA: SOUL



P2517C

12v., Esc. 5.3x17x15, FORD: F-150, RAPTOR



P2543C

12v. Esc. 7x19.8x16, BMW: 320 2.0i (2018-2022), VOLKSWAGEN: AMAROK 3.0 V6 (2018->) VOLKSWAGEN: Amarok 3.0 V6 (2018->) BMW: 320 2.0i (2018-2022)



P2544C

12v. Esc. 7x14x14, CITROEN, MINI, PEUGEOT, TOYOTA



P2531C

12v., Esc. 7x11x13.8, AUDI, FORD, NISSAN, RENAULT, VW



P2539C

12v. Esc. 5x10.6x12.5 , HYUNDAI: HB20 1.0, 1.3, KIA: PICANTO 1.0



P2501C

12v. Esc. 6x12.5x20, CITROEN, PEUGEOT, RENAULT: CLIO, KANGOO, SCENIC

VALEO



P2503C

12v. Esc. 6.6x12.1x19, RENAULT: CLIO, AUTOELEVADORES

VARIOS



P2174C

Esc. 8x10x15, MOTOR INDUSTRIAL



P2175C

Esc. 3.6x9.5x12, MOTOR INDUSTRIAL

MOTOS



P2176C

BRIGGS & STRATTON, Esc. 6.3x9.5x12, JOHN DEERE: MINI TRACTOR



P2504C

Esc. 8.8x19x21, THERMO KING: REFRIGERACION



P2165C

12v. Esc. 6x10x13, MOTO HONDA: CBX 200, CG TITAN, NX 150

PORTA ESCOBILLAS PARA MOTOS



P2166C

12v. Esc. 5x9.8x12, HONDA: (1982-1994), KAWASAKI: (1980-2011), SUZUKI: (1985-1988)



P2260C/SD

12v. Esc. 6x9x12, HONDA: MOTOR GXV270, GXV340, GXV390, BOMBARDIER SEA DOO: JET SKI, KAWASAKI



P2317C

12v. Esc. 5x10x12.5, HONDA: SHADOW, KAWASAKI: JET - SKI, MOTO 900, 1100 CC, YAMAHA: XT 600



P2318C

12v. Esc. 6x10x13.5, HONDA: CBX 750F, 750, YAMAHA: R 3 AJ 81801 00, XV 250, VIRAGO, YBR, JET-SKI



P2319C

12v. Esc. 5.9x10x13.5, HONDA: CBX AERO 150, CBX 200, CG TITAN 125, NX 150, NX 200, SAHARA 350, XR 200



P2340C

12v. Esc. 5.6x9.5x10, YAMAHA: YBR



P2341C

12v. Esc. 5.9x7.3x8, HONDA: CG 160 FAN ESDI, TITAN, BIZ 125, NXR 125-150-160



P2342C

12v. Esc. 6x7.3x8, HONDA: BIZ 100


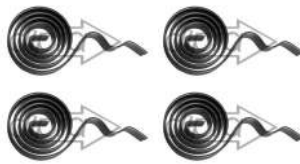
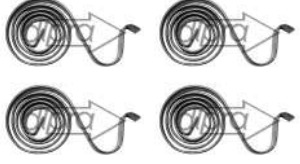














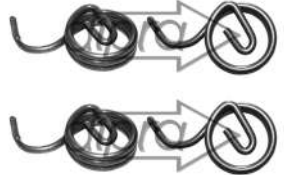








P2448C

12v. Esc. 6x9.8x13, MOTO HONDA: CAT 250, 250/300 4x4, ATC250, CB750, CMX250C



BOSCH

 <p>R1003 DEUTZ, J.DEERE, FIAT, FORD, M.BENZ, SCANIA, VW, ETC., ARRANQUE BNG</p>	 <p>R1022 RASTROJERO EJD</p>	 <p>R1024 WAPSA, DEUTZ, J.DEERE, FIAT, FORD, M.BENZ, SCANIA, VW, ETC.</p>	 <p>R1026 DEUTZ, J.DEERE, FIAT, FORD, M.BENZ, SCANIA, VW, ETC., ARRANQUE TIPO BPD</p>
 <p>R1028 DEUTZ, J.DEERE, FIAT, FORD, M.BENZ, SCANIA, VW, ETC. , ARRANQUE TIPO FKB</p>	 <p>R1029 DEUTZ, J.DEERE, FIAT, FORD, M.BENZ, SCANIA, VW, ETC. , ARRANQUE TIPO BOSCH (Aleman)</p>	 <p>R1032 CITROEN, FIAT, FORD, IKA, RENAULT, PEUGEOT, VW, ETC.</p>	 <p>R1035 DEUTZ, J.DEERE, FIAT, FORD, M.BENZ, SCANIA, VW, ETC., ARRANQUE SUPER TORQUE</p>
 <p>R1036 M.BENZ, SCANIA, ETC.</p>	 <p>R1042 WAPSA, CITROEN, FIAT, FORD, IKA, RENAULT, PEUGEOT, VW, ETC.</p>	 <p>R1044 CITROEN, FIAT, FORD, IKA, RENAULT, PEUGEOT, VW, ETC.</p>	 <p>R1045 CITROEN, FIAT, FORD, IKA, RENAULT, PEUGEOT, VW, ETC.</p>
 <p>R1050 MERCEDES BENZ</p>	 <p>R1055 CITROEN, FIAT, FORD, IKA, RENAULT, PEUGEOT, VW, ETC., RESORTE MEDIANO</p>	 <p>R1069 CITROEN, FIAT, FORD, IKA, RENAULT, PEUGEOT, VW, ETC.</p>	 <p>R1078 WAPSA, VARIOS</p>
<h2>DELCO-DENSO</h2>			
 <p>R1023 CHEVROLET</p>	 <p>R1039 DENSO, TOYOTA</p>	 <p>R1059 DEUTZ, J.DEERE, FIAT, FORD, M.BENZ, SCANIA, VW, ETC.</p>	 <p>R1060 DEUTZ, J.DEERE, FIAT, FORD, M.BENZ, SCANIA, VW, ETC., ARRANQUE TIPO 28MT</p>
 <p>R1064 DENSO, NIPPONDENSO, ISUZU, SUZUKI</p>	 <p>R1065 TOYOTA, ARRANQUE TIPO 28MT</p>	 <p>R1066 DENSO, TOYOTA, MERCEDES BENZ</p>	 <p>R1070 CHEVROLET: CORSA, ETC., RESORTES T.DELCO CHEVROLET, CORSA, ETC.</p>

DELCO-DENSO



R1071
CHEVROLET



R1076
CHEVROLET: ASTRA



R1077
DENSO, ETC., TOYOTA

GAREF



R1006
FIAT: 600, 1100



R1008
FIAT: 128



R1013
FIAT: 1500, 1600

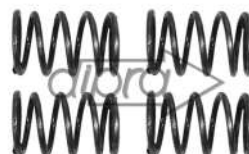
HITACHI-INDIEL



R1037
A.ROMEO, BMW, CASE,
CHEVROLET, DAEWOO, FIAT,
FORD, ISUZU, JEEP, M.BENZ,
NISSAN, RENAULT, SUZUKI, ETC.



R1037R
BMW, CASE, CHEVROLET, FIAT,
FORD, ISUZU, JEEP, M.BENZ,
N.HOLLAND, NISSAN, RENAULT,
SUZUKI, YANMAR, ETC.

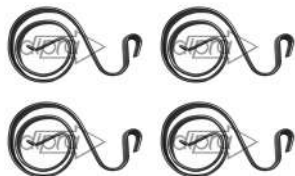


R1072
T. HITACHI, VARIOS



R1074
T. HITACHI, ISUZU DIESEL

INDIEL



R1001
T. FORD, CHEVROLET, IKA,
RASTROJERO, PEUGEOT, ETC.



R1005
ARRANQUE AN115 TODOS



T8196
DEUTZ, J.DEERE, FIAT, FORD,
M.BENZ, SCANIA, ETC.



R1009
SIAM



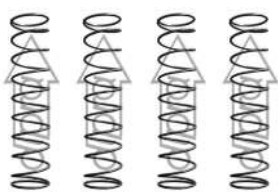
R1010
GAREF, CITROEN, FIAT,
RENAULT, PEUGEOT, VW, ETC.



R1020
RASTROJERO



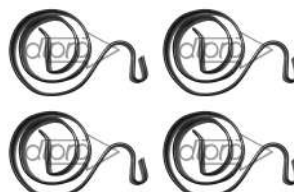
R1025
PEUGEOT, RASTROJERO



R1027
FIAT, FORD, IKA, RENAULT,
PEUGEOT, ETC., M100



R1033
M.MARELLI, AGRALE,
CHEVROLET, DODGE, FIAT,
FORD, IVECO, J.DEERE,
M.FERGUSON, M.BENZ,
PEUGEOT, RENAULT, VW

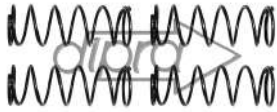


R1041
AUTOLITE, VARIOS



R1043
FIAT, FORD, IKA, RENAULT,
PEUGEOT, ETC., M93R

INDIEL



R1047
M. MARELLI, AGRALE, CHEV.
FIAT, FORD, IVECO, J.DEERE,
L.ROVER, M.BENZ, PEUGEOT,
PORSCHE, RENAULT, VW



R1056
ARRANQUE VARIOS



R1063
DEUTZ, J.DEERE, FIAT, FORD,
M.BENZ, SCANIA, VW, ETC.,
M100R

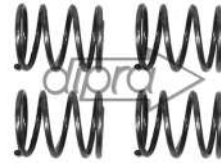
M. MARELLI



R1046
AR. VALEO, FIAT VARIOS



R1067
FIAT: PALIO



R1073
FIAT 147



R1053
ARR. MITSUBISHI, PEUGEOT

MOTORCRAFT-FORD



R1048
FORD, FORD, FLEJE GRANDE



R1049
FORD, FORD, FLEJE CHICO



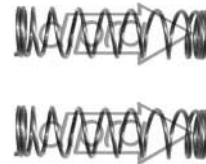
R1052
FORD VARIOS

NIPPONDENSO



R1058
ISUZU, SUZUKI

PARIS RHONE



R1031
PEUGEOT

TAMATEL



R1018
PEUGEOT



R1054
PEUGEOT

TRIA-CHRYSLER



R1038
DODGE 1500, POLARA

VALEO



R1030
CITROEN, FIAT, RENAULT,
PEUGEOT, ETC.



R1034
CITROEN, L.ROVER, PEUGEOT,
RENAULT, SUZUKI, VOLVO



R1051
PEUGEOT 405



R1062
RENAULT: KANGOO, PEUGEOT



R1068
RENAULT: CLIO

VARIOS



R1014
PEUGEOT



R1040
LADA, RENAULT



R1057
FLEJE GRANDE



R1075
SERVICIO PESADO

BOSCH

P1401

CHEVROLET: ASTRA, BLAZER, VECTRA, ZAFIRA 2.0, AUDI: QUATTRO, A4, A6, VOLKSWAGEN: PASSAT, Z37



P1404

FORD, VOLKSWAGEN: GOL I 1.8, 2.0, SAVEIRO I 1.8, Z37

P1402

FORD: ESCORT 1.6i, 1.8i, 2.0i, VERONA, SEAT, VOLKSWAGEN, Z37

P1405

FIAT: TEMPRA 2.0, PALIO 1.6 16V, PALIO WEEKEND 1.6 16V, Z37

P1403

AUDI, CITROEN: BERLINGO, XSARA, PEUGEOT: 306, 405, 605, 806, PARTNER, A.ROMEO, FIAT, L. ROVER, Z37

P1406

FIAT: TEMPRA 2.0, TIPO 1.8, 2.0, VOLKSWAGEN: GOLF 1.8, PASSAT 2.0, AUDI: A3, Z37

P1407

NISSAN: MEXICANO, Z36

P1408

RENAULT: LAGUNA 2.0 i 16V, Z36

P1417

A.ROMEO: 156, 164, 166 AUDI: 100, CHRYSLER: JEEP, CHEROKEE, FIAT, LAND ROVER, VW: GOLF, PASSAT, Z37

P1423

ALFA ROMEO, AUDI, CITROEN, LANCIA, PEUGEOT, RENAULT, SEAT, VAUXHALL, VW, Z36

P1428

FORD, VOLKSWAGEN: GOL 1.8, 2.0, QUANTUM 1.8 MI, 2.0, SAVEIRO 1.8, 2.0, FLEX, VOYAGE 1.8, Z37

P1436

FIAT, FORD, MAZDA, VOLVO, CITROEN, PEUGEOT, Z37

P1437

FIAT: MAREA, PALIO, SIENA, DOBLO, CARGO, STRADA, BRAVA, STILO, LANCIA: LYBRA, Z37

P1438

CITROEN: XSARA PICASSO 2.0-16V, Z36

P14528

FIAT: DUNA 1.7, FIORINO 1.7 DIESEL, PALIO, PUNTO, REGATTA, STRADA, TIPO 1.7D, UNO, SEAT, IVECO, Z42

P1475

TOYOTA: COROLLA 1.8i 16V, FIAT: TIPO 1.6i.E, Z36

P14505

VOLKSWAGEN: TRANSPORTER D., GOL, SAVEIRO 1.6 D, AUDI: 100, A4, A6, A8, Z37

P1459

MERCEDES BENZ: C180, 200, 220, 230, CLK230, CHRYSLER: DAKOTA, GRAND CARAVAN 2.5, VOYAGER, Z37

P14532

ALFA ROMEO, FIAT: Toro, Doblo, Ducat, SUZUKI, JEEP: Renegade, Compass, M.BENZ: Sprinter, Z37

P14533

AUDI: A1 2, A3, SEAT, VW, Golf, Jetta, New Beetle, Passat, Scirocco, Tiguan, Touran, Z37

P1445

BMW: 316i, 318, 320, MERCEDES BENZ: CLASSE E 190 2.3, CLASSE E 230, Z36

P1458

CHEVROLET: CALIBRA 2.0i 16V, ASTRA 2.0i, VECTRA 2.0 16V, ZAFIRA 2.0, Z37


P1413

FIAT: DUCATO 2.8 MULTIJET, PEUGEOT: BOXER, CITROEN: JUMPER MULTIJET, Z37

P1414

M. BENZ: E 190, BMW, FORD: ESCORT, MONDEO, RENAULT: CLIO, FIAT: BRAVA, FIORINO, PALIO, SIENA, STILO, Z37

BOSCH



P14503
FORD: TRANSIT 2.2




P14511
FORD: F250, F350, F4000,
MOTOR CUMMINS, NISSAN:
FRONTIER, XTERRA 2.8 D.,
CHEVROLET: BLAZER 2.8



P1486
BMW: 125, 228, 320, 328, 420,
428, 520, 528



P1420
AUDI: A2, A3, S3, FORD: GALAXY,
SEAT, M. BENZ: V280, VW: BORA,
CANDY, GOLF, PASSAT, POLO,
TRANSPORTER, VENTO




P1424
AUDI: A2 1.2, SEAT,
VOLKSWAGEN: POLO 1.9 D,
BORA, VENTO, JETTA, FORD:
GALAXY



P1426
VOLKSWAGEN: LT 2.5 TD (99-),
LT 2.5 TD 4 x 4 (85-01)



P1418
TOYOTA: HILUX, SW4 D4D 2.5,
2.8, 3.0 DIESEL (2006->)



P1425
SEAT: ALHAMBRA, CORDOBA
9TDI (97-01), VOLKSWAGEN:
GOLF 1.9 TDI (97-01)



P14530
VOLKSWAGEN: POLO 1.4, 1.6
GTI 16, SEAT: AROSA 1.4,
CORDOBA 1.4 16V, IBIZA 1.4 16V



P14534
FORD: COURIER 1.3i (97-99),
FIESTA 1.0i, FIESTA 1.3i (96-99),
KA 1.0i (97-99), KA 1.3i (97-99)



P1416
FIAT, L. ROVER, FORD, VOLVO,
CITROEN, HYUNDAI, PEUGEOT,
SUSUKI, ALFA ROMEO, M. BENZ,
SSANGYONG



P1427
PORSCHE: BOXSTER, CARRERA,
CAYENNE, JOHN DEERE: 5045D,
5045E, 5055D, 5055E, 5065E,
5075E



P1429
CITROEN: JUMPER 2.8HDI, FIAT:
DUCATO 2.3JTD, 2.8 DIESEL,
2.8JTD, PEUGEOT: BOXER 2.8HDI



P1430
IVECO: DAILY, L. ROVER:
DEFENDER, M. BENZ: SPRINTER,
TOYOTA: HILUX, YARIS,
COROLLA, RAV4, HYUNDAI, VW



P1433
FORD: CARGO, MERCEDES
BENZ: SPRINTER




P1435
AUDI: TT, FORD: GALAXY 2.0 I,
SEAT, VOLKSWAGEN: GOLF,
NEW BEETLE, PASSAT




P14500
BMW, AUDI, CITROEN, FERRARI,
FIAT, FORD, LANCIA, MAZDA,
PORSCHE, SEAT, SKODA,
VOLKSWAGEN



P14539
MERCEDES-BENZ: SLK 200, 250,
C 180, 200, 250, 250 CGI / NGT



P14506
AUDI: A4, A6, RENAULT, VOLVO,
VOLKSWAGEN: PASSAT 2.8



P14507
FIAT, MERCEDES BENZ: A 160,
A 170, VOLVO, RENAULT,
VOLKSWAGEN




P14508
FORD: ESCORT 1.8I ZETEC,
16V ZETEC, MONDEO 1.8I, 2.0 I,
FOCUS 1.8 I 16V, 2.0, 2.0 16V



P14509
AUDI: A3 ,TT 1.8, SEAT: IBIZA,
CORDOBA, VOLKSWAGEN:
BORA 2.0, GOLF 2, NEW BEATLE,
PASSAT, POLO



P14513
PORSCHE: CAYENNE 4.8,
PANAMERA 3.0, 4.8 4S, MACAN



P14531
AGRALE, CASE, CBT, FIAT, FORD,
J. DEERE, M. BENZ,
N. HOLLAND, SLC, TOYOTA,
VALMET, VALTRA, VW

BOSCH




P1484

BMW: 316, 318i, 320i, 325i, 328i, 525, Z36



P14540

TOYOTA HILUX 2.8 / 3.0 D. SW4 D. (2016-2018) Z36




P1497

FIAT: DOBLO, UNO, PALI, GRAND SIENA, CHEVROLET: ONIX, TRACKER, Z53



P1498

FIAT: UNO, MOBI, ARGO, Z37



P14541

CHEVROLET TRACKER 1.0, Z37



P1465

FIAT: BRAVO, GRAND SIENA, PALIO, PUNTO, STRADA, Z40



P1485

ALFA ROMEO, FIAT: TORO D., DOBLO, DUCATO, SUZUKI, JEEP: RENEGADE, COMPASS D., M.BENZ: SPRINTER, Z37



P1411

IVECO: DAILY, DEUTZ: MOTORES MARITIMO, Z40



P1415

FORD: F-250, F-350, F-4000 4CC CUMMINS 4BTA/A (98->), Z40



P1431

L.ROVER: RANGE ROVER, IVECO: DAILY, DODGE: DAKOTA, FORD: F-1000, CHEVROLET, RENAULT: JUMPER, Z42



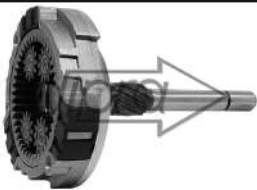
P1432

FIAT: DUCATO 10 2.8, FORD: F-250 6CC MWM 6.07 TCA, IVECO: DAILY, PEUGEOT: JUMPER, Z40



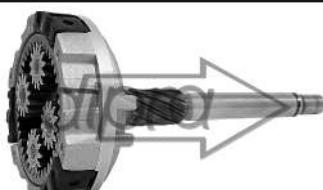
P1439

MERCEDES BENZ: SPRINTER, CLASSE C 270, 320, ML 270, S 320, Z37



P14510

FIAT, RENAULT, MARCOPOLO: VOLARE, MERCEDES-BENZ: SL-KLASSE, SPRINTER 310 D, OM 014 A, Z42




P14529

FORD: CARGO C1317, 1319, 1517, 1519, 1717, 1719, 1722, 2422, 2423, 2428, 2429, 2622, 2623, Z40



P1472

M. BENZ: 250 D TURBO DIESEL, 300 D TURBO, CLASSE S600, S600, MB 180D, SSANGYONG: MUSSO, Z42



P1473

CHEVROLET: ASTRA, BLAZER, S10, VECTRA, NISSAN: SERENA 2.0 D, TRADE 2.3 D, VANETTE 2.0 D, Z42



P1474

VOLKSWAGEN: TRANSPORTER 2.4D, SYNCRO (90-94), Z42



P1434

SCANIA: G 230-280, 310-380, 400-420, P 230-280, 310-380, 400-480, R 230, 270, 310-360, 380, 400-460, Z41



P14512

CASE, IVECO, M, BENZ, VOLVO, N, HOLLAND, RENAULT, Z41



P14501

BMW: 116, 118, 120, 316, 318, 3520, X1, X2, X3, Z42



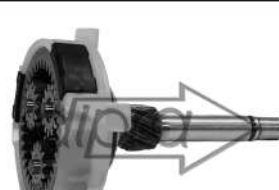
P14535

DAEWOO, FIAT, MERCEDES BENZ, CHEVROLET, VOLKSWAGEN, AUDI, FORD, MAZDA, VOLVO, Z37



P14502

RENAULT: CLIO, DUSTER, FLUENCE, MÉGANE, SCÉNIC, TRAFIC 2.0, Z36



P14504

CITROEN, FORD, TOYOTA, PEUGEOT, BMW, Z36

DELCO



P1450
CHEVROLET: ASTRA, BLAZER, S10, VECTRA-II(SOHC) 1.8, 2.0, 2.2-8V HASTA 03/2001, Z50




P1453
FORD, MERCEDES BENZ, VOLVO, VOLKSWAGEN, Z44



P1476
CUMMINS, FORD, VW, Z48



P1477
CNH, FORD, M. BENZ, AGRALE, ATLAS COPCO, CASE, DYNAPAC, FIAT, FORD, KOMATSU, VALMET, VALTRA, VW, VOLVO, Z44



P1468
CHEVROLET, FIAT, CITROEN, DAEWOO, PEUGEOT, Z50



P1487
CHEVROLET: ONIX, PRISMA, Z50



P14536
CHERY: Tiggo 2.0, Z50



P1469
AGCO, CASE, DYNAPAC, FIAT ALLIS, FORD, JOHN DEERE, KOMATSU, MERCEDES BENZ, MULLER, Z31



P1470
MERCEDES BENZ: 712C, 715, 914C, 915C, 1215, 1218EL, 1218L, 1418EL, 1418L, 1718, 1725, 2423, 2428, Z31



P1471
CHEVROLET: OMEGA GLS 95>98, OMEGA CD 6CC 4.1 MPFI, SUPREMA CD 6CC, Z43



P1490
CHEVROLET: BLAZER C/ MOTOR VORTEC, SILVERADO 6.0 V8, CLARK: AUTOELEVADORES, HYSTER, YALE, Z43



P1494
KIA: FORTE, OPTIMA, RONDO, SORENTO, SPORTAGE, HYUNDAI: GENESIS COUPE, SANTA FE, TUCSON, Z42



P1491
CLARK, CHEVROLET, FIAT, HYSTER, ISUZU, Z48



P14514
FIAT, CASE, CUMMINS, NEW HOLLAND, NAVISTAR, MACK, VOLVO, CATERPILLAR, Z48



P14515
HYUNDAI: HR 2.5, H1 2.5 (2008-2011), KIA: BONGO K2500 2.5L TCI, Z48



P14516
HYUNDAI: HR 2.0, H1 2.5, PORTER PRITSCHKE, KIA: BONGO, Z46

DENSO



P14519
JEEP: GRAND CHEROKEE, WRANGLER, DODGE, JOURNEY, GRAND CARAVAN, RAM, CHRYSLER, Z41



P14520
LAND ROVER: FREELANDER, RANGE ROVER, DISCOVERY, HYUNDAI, KIA, CHEVROLET: EQUINOX, CAPTIVA, Z42



P14550
HONDA: NEW CIVIC, ACCORD, ACCORD CROSSTOUR, ODYSSEY, PILOT, RIDGELINE, ACURA: RL 3.7, TL 3.5 Z 37



P14553
BMW: X1, 220i, 225i, 216 1.5 i, 218 1.5 i, 220 2.0 i, 225 2.0 i, 225 2.0 i, X1 1.5/2.0i, Mini Cooper Clubman Z37



P14555
LEXUS: ES 350 3.5, RX 300 3.0, TOYOTA: AVENSIS, CAMRY, RAV 4, CELINA, CELICA Z55



P1496
BMW: 116, 118, 120, 125, 130, 135, 316, 318, 320, 323, 325, 630, 730, X3, X5, X6, Z4, Z42



P14552
JEEP: Grand Cherokee 3.6 V6 4x4, Z42



P14554
TOYOTA HILUX 1GD (2015) / 2.8 (2016 ->2018) Z42



DENSO



P14538
 CHRYSLER: Grand Voyager 3.3,
 DODGE: Caravan 3.3,
 JEEP: Wrangler 3.8L , Z43



P14549
 FIAT: PANDA, HONDA: ACCORD,
 CIVIC, CR-V, FR-V Z43



P14551
 DODGE: RAM 2500 5.9/6.7,
 CUMMINS: ISB 6.7, HINO, Z39




P14556
 LAND ROVER: DISCOVERY,
 R. ROVER Z37

HITACHI



P14557
 FIAT: PALIO, STRADA, UNO,
 SIENA, PUNTO 1.0 / 1.3 / 1.4 /
 Fire (2010), Z40

INDIEL



P1409
 AGRALE, VOLARE, CHEVROLET, FORD, JOHN DEERE, M.FERGUSON,
 M. BENZ, PERKINS, PEUGEOT, VW, Z39

P1409R
 AGRALE, VOLARE, CHEVROLET, FORD, JOHN DEERE, M.FERGUSON,
 M. BENZ, PERKINS, PEUGEOT, VW, Z39

P1419
 VOLKSWAGEN: TRANSPORTER T4 2.4 DIESEL, Z39

P1419R
 VOLKSWAGEN: TRANSPORTER T4 2.4 DIESEL, Z39

P1449
 FORD: CAMIONES, PICK UP F100, MERCEDES BENZ: OMNIBUS,
 CUMMINS: MOTORES SÉRIE B, Z39

P1449R
 FORD: CAMIONES, PICK UP F100, MERCEDES BENZ, CUMMINS:
 MOTORES SÉRIE B, Z39

P1412
 MERCEDES BENZ: OMNIBUS, Z39

P1412R
 MERCEDES BENZ: OMNIBUS, Z39

P1421
 AGCO: TRACTOR 6 CIL., INDENOR, M. FERGUSON, FORD: F250,
 POWER STROKE, PEUGEOT: 404, 504, 505, Z39

P1421R
 AGCO: TRACTOR 6 CIL., INDENOR, M. FERGUSON, FORD: F250,
 POWER STROKE, PEUGEOT: 404, 504, 505, Z39

P1422
 AGRALE, DEUTZ, MASSEY FERGUSON, CHEVROLET, FORD, DODGE,
 JOHN DEERE, NEW HOLLAND, VOLKSWAGEN, Z39

P1422R
 AGRALE, DEUTZ, MASSEY FERGUSON, CHEVROLET, FORD, DODGE,
 JOHN DEERE, NEW HOLLAND, VOLKSWAGEN, Z39

P1443
 CUMMINS: MOTORES B, 4BT, 6BT, 6BTA/A, FORD: CARGO 815, 1217,
 1417, 1421, 1617, 1621, VOLKSWAGEN: 13190, 15190, 17210, 23210, Z39

P1443R
 CUMMINS: MOTORES B, 4BT, 6BT, 6BTA/A, FORD: CARGO,
 VW: 13190, 15190, 17210, 23210, Z39



P1441
 CATERPILLAR, FORD: F600,
 JOHN DEER, Z48



P1442
 AGRALE, CATERPILLAR, JOHN
 DEERE, FORD, FREIGHTLINER,
 GRADALL, VALTRA, M.BE NZ,
 VW, VOLVO, Z48

ISKRA



P14521
JCB, MAQUINAS VIALES,
TRACTORES, Z42



P14525
BOBCAT, CASE, J. DEERE,
KOMATSU, MAN, M. FERGUSON,
M. BENZ, N. HOLLAND, VALMET,
VALTRA, ZETOR, Z42



P14526
HATZ: 1B40 0 5, JCB:
MOTORES 4.4, 4.8, Z42



P14527
NEW HOLLAND: CX720, CX740,
CX760, CX780, CX820, Z42



P14522
CASE, JOHN DEERE, CRYSTAL,
MASEEY FERGUSON, VALTRA,
ZETOR, Z38



P14523
BOPCAP, CASE, IVECO, JCB,
JOHN DEERE, LINDE,
MASSEY FERGUSON,
NEW HOLLAND, TEREX, Z38



P14524
DEUTZ, GENIE, KHD, HOLDER,
RAYCO, TEREX, VOLVO, ATLAS
COPCO, BOMAG, GEHL, Z38

JHAEM



P14542
KIA: RIO, PICANTO, Z40

MITSUBISHI



P1440
IVECO, FREIGHTLINER, FORD,
VOLKSWAGEN, VOLVO, Z44



P1452
HONDA, DODGE, JEEP, CITROEN,
PEUGEOT, PEUGEOT, HYUNDAI,
KIA, CHEVROLET, FORD, MAZDA,
RENAULT, Z44



P1454
MITSUBISHI: PAJERO, MONTERO,
SHOGUN, GALANT MK VI,
C. FLATBED, Z44




P1463
M. BENZ, Z46



P1464
IVECO, MAN, VOLKSWAGEN,
VOLVO, Z44



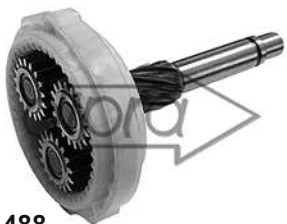
P1451
CITROEN, CHEVROLET, MAZDA,
MARCOPOLO, KIA, PEUGEOT,
HYUNDAI, FORD, Z42



P1455
CLARK: MONTACARGA,
CATERPILLAR, MITSUBISHI:
MONTACARGA, PAJERO, Z43



P1456
RENAULT, HYSTER:
MONTACARGAS, Z42



P1488
BUICK, CADILLAC, CHEVROLET,
FORD, MERCURY, GMC,
PONTIAC, Z41



P14517
RENAULT: SANDERO, LOGAN
2018, NISSAN: VERSA, Z42



P14537
FIAT, SUBARU, SUZUKI: Ignis,
Jimny, Swift 1.3, Z41



P14518
FORD: RANGER 2.2 4 / 3.2 5CIL
TDI, TROLLER: T4 3.2 5CIL TDI,
Z43

MITSUBISHI



P14543
 MITSUBISHI: ASX 1.8, ASX 2.4,
 Lancer 1.8/2.4, Outlander 1.8/2.4, Z43

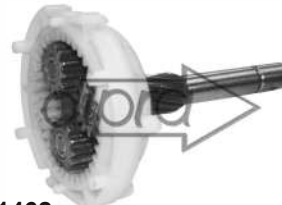
MOTORCRAFT-FORD



P1410
 FORD: ESCORT 1.8, 2.0 16V
 ZETEC, MONDEO 1.8, 2.0 16V
 ZETEC, FIESTA, KA, Z45



P1460
 FORD: RANGER V6 4.0,
 ECOSPORT, EXPLORERR, Z37



P1462
 FORD: F4000, F150, F1000, F-1000,
 F-4000 4.9 l., Z37

VALEO



P1478
 HYUNDAI: ACCENT, KIA:
 SORENTO, FIAT: DUCATO,
 M. BENZ: SPRINTER, RENAULT:
 MASTER, VW: AMAROK, Z56



P1479
 FIAT: BRAVA, DOBLO, MAREA,
 PALIO, PALIO WEEKEND, SIENA,
 STILO, PEUGEOT:306, 405,406,
 RENAULT: TRAFIC, Z37



P1480
 CITROEN, CHEVROLET: CORSA,
 RENAULT: CLIO, KANGOO,
 LAGUNA, MEGANE, SCENIC,
 PEUGEOT, Z59



P1482
 AUDI, CITROEN, FIAT, PEUGEOT,
 ROVER, LANCIA, SUZUKI, OPEL,
 NISSAN, M.BENZ, SKODA, VW,
 RENAULT, HYUNDAI, Z56



P1483
 CITROEN, FIAT, FORD, M.BENZ,
 MITSUBISHI, NISSAN, PEUGEOT,
 SSANGYONG, SUZUKI, VOLVO,
 HYUNDAI, RENAULT, Z56



P1492
 NISSAN, RENAULT: ESPACE,
 LAGUNA, MASTER, TRAFIC, Z59



P1493
 VOLKSWAGEN: AMAROK 2.0 TDI,
 2.0 BI TURBO, 180CV, Z56



P1499
 RENAULT: TRAFIC, MASTER,
 NISSAN: VIVARO 2.0,
 CHEVROLET: S10 2.8 D.,
 TRAILBLAZER (2013), Z56



P1495
 HYUNDAI: H1 2.5 CRDI, PORTER
 PICKUP 2.5 CRDI, HR100 2,2 KW
 12V, KIA: BONGO K2500, Z38



P14544
 AUDI: Q3, A3 A4, SEAT, VW: Gol,
 Fox, Saveiro, Virtus, Golf, New
 Beetle, Polo, Transporter, AP Z46



P14545
 VOLKSWAEN: GOL, SAVEIRO,
 VOYAGE, FOX, POLO, GOLF. Z47



P14546
 A.ROMERO, AUDI, CHEVROLET,
 FIAT, LADA, LANCIA, PEUGEOT,
 SEAT, SUZUKI, VAUXHALL,
 VOLKSWAGEN, Z47



P14547
 NISSAN , OPEL, RENAULT,
 VAUXHALL, VOLVO, Z56



P14548
 AUDI: A4, A5, A6, A7, A8, Q5, Q7,
 PORSCHE: CAYENNE,
 VOLKSWAGEN: TOUREG, Z47

BOSCH



P1200

BMW, AUDI, FIAT, FORD, CITROEN, LANCIA, NISSAN, PEUGEOT, SSANGYONG, SUSUKI, VW



P1205

BMW, AUDI, FIAT, FORD, CITROEN, LANCIA, NISSAN, PEUGEOT, SSANGYONG, SUSUKI, VW



P1301

FIAT: DUNA 1.7, Z42



P1501

FIAT: FIORINO 1.7 DIESEL, PALIO, PUNTO, STRADA, UNO 1.3 DIESEL, SEAT: IBIZA, IVECO, LANCIA, Z42



P1302

ALFA ROMEO, AUDI, CITROEN, FIAT, CHEVROLET, FORD, JEEP, MAZDA, NEW HOLLAND, PEUGEOT, VOLVO, VW, Z37



P1511

A. ROMEO, AUDI, CITROEN, FIAT, CHEVROLET, FORD, JEEP, LAND ROVER, MAZDA, NEW HOLLAND, PEUGEOT, VW, Z37



P1305

ALFA ROMEO, AUDI, CHRYSLER, FIAT, JEEP, ROVER, VOLKSWAGEN, Z37



P1581

A.ROMEO, AUDI: 100, 200, CHEVROLET, CHRYSLER, FIAT, JEEP: CHEROKEE, L. ROVER, VW: GOLF, PASSAT, Z37



P1318

NISSAN, Z36



P1518

NISSAN, Z36



P1319

A.ROMEO, AUDI, LANCIA, PEUGEOT, VOLVO, VAUXHALL, VW, CHEVROLET, RENAULT, CITROEN, TOYOTA, FIAT, Z36



P1519

A. ROMEO, AUDI, CHEVROLET, CITROEN, FIAT, SEAT, PEUGEOT, RENAULT, TOYOTA, VAUXHALL, VW, VOLVO, Z36



P15600

A. ROMEO, AUDI, CITROEN, CHEVROLET, FIAT, PEUGEOT, RENAULT, TOYOTA, SEAT, VAUXHALL, VW, VOLVO, Z36



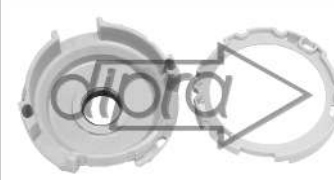
P1378

VOLKSWAGEN: POLO, GOLF, FORD: ESCORT, TRANSIT, FIESTA, Z42



P1313

RENAULT: CLIO DIESEL, EXPRESS



P1399

AGRALE, CASE, CBT, CHEV. FIAT, FORD, J.DEERE, M.FERGUSON, M.BENZ, N.HOLLAND, SLC, TOYOTA, VALMET, VALTRA, VW



P15616

AGRALE, CASE, CBT, CHEV. FIAT ALLIS, FORD, J.DEERE, M.BENZ, N.HOLLAND, TOYOTA, VALMET, VALTRA, VW, Z38



P1314

RENAULT: KANGOO, EXPRESS



P1315

AUDI: A2, A3, S3 1.9 TDI, M. BENZ: V280, VW: BORA, CANDY, GOLF, JETTA, PASSAT, POLO, TRANSPORTER, VENTO



P1503

CITROEN: JUMPER 2.8, FIAT: DUCATO 2.3/2.8, PEUGEOT: BOXER 2.8 HDI, BOXER 2.8, Z38



P1506

SEAT: ALHAMBRA 1.9, CORDOBA 1.9 TDI, VOLKSWAGEN: GOLF 1.9, Z42



P1322

AUDI: A2, A3, S3 1.9 TDI, M. BENZ: V280, VW: BORA, CANDY, GOLF, JETTA, PASSAT, POLO, TRANSPORTER, VENTO



P15609




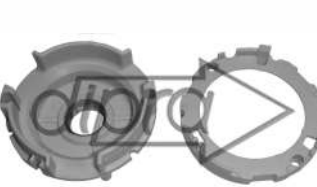
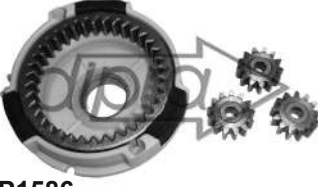


















PORSCHE: CAYENNE, PANAMERA, Z38



P1502

FIAT: DUCATO, STRADA, PUNTO, M.BENZ: SPRINTER, NISSAN: FRONTIER, PEUGEOT: BOXER, PORSCHE: CAYENNE, Z38

BOSCH

 <p>P1505 FORD: F-250, CARGO, M.BENZ: SPRINTER, TOYOTA: HILLUX, SW, YARIS, COROLLA, RAV4 D4D, LAND CRUISER , Z37</p>	 <p>P1508 AUDI: A2, A3, S3 1.9 TDI, M. BENZ: V280, VW: BORA, CANDY II, GOLF, POLO, TRANSPORTER, VENTO , Z38</p>	 <p>P1320 MERCEDES BENZ, CHRYSLER</p>	 <p>P1362 MERCEDES BENZ, BMW, CHEVROLETM, OPEL, VOLVO, AUDI, FIAT, FORD, RENAULT</p>
 <p>P1586 MERCEDES BENZ: C180, 200, 220, 230, CLK 230, SLK230 K.R, 124-200E, CHRYSLER: DODGE DAKOTA, G. CARAVAN , Z37</p>	 <p>P1587 AUDI, BMW, CHEVROLET, FIAT: BRAVA, FIORINO, MAREA, PALIO, STILO, STRADA, FORD, M.BENZ, RENAULT, Z37</p>	 <p>P1336 TOYOTA: COROLLA 1.8, 2.0</p>	 <p>P15608 BMW, CITROEN, PEUGEOT, FORD, RENAULT, TOYOTA, Z36</p>
 <p>P15619 AUDI, SEAT, SKODA, VOLKSWAGEN:, Z37</p>	 <p>P15623 ALFA ROMEO, FIAT, SUZUKI, JEEP: Renegade D. Compass, M.BENZ: Sprinter, Z37</p>	 <p>P1355 MERCEDES BENZ, BMW</p>	
 <p>P1590 BMW: 316I, 318I, 323, 325, 525II, 528I, 525I, 528I, FORD: COURIER, FIESTA, KA, M.BEZ; CLASSE E 190/230, Z36</p>	 <p>P1550 AUDI: A4, A6, CITROEN: JUMPER, RENAULT, VW: GOL, SAVEIRO 1.6, TRANSPORTER , Z37</p>	 <p>P1592 NISSAN: INTERSTAR, RENAULT: MASTER 2.5, RRAFIC, VAUXHALL: MOVANO, Z59</p>	 <p>P1556 AUDI: 100, 80, A4, A6, FIAT: DUCATO 2.3, PEUGEOT: BOXER, CITROEN: JUMPER, Z37</p>
 <p>P1560 BMW: 125, 220, 228, 320, 328, 420, 428, 520, 528</p>	 <p>P1379 FORD: ESCORT 1.8 I ZETEC, 1.8 I 16V ZETEC, MONDEO 2.0 I, 2.0 I, TURNIER NGA</p>	 <p>P1554 FORD: ESCORT 1.8I ZETEC, 1.8I 16V ZETEC, 1.6I 16V, MONDEO 2.0I, TURNIER, Z37</p>	 <p>P1333 RENAULT: CLIO 2.0, DUSTER, ESPACE 2.0, FLUENCE, LAGUNA 2.0, MEGANE 2.0 16V, SCENIC, TRAFIC, Z36</p>
 <p>P15618 RENAULT: CLIO 2.0 SPORT, DUSTER 2.0, FLUENCE, LAGUNA, MEGANE 2.0 16V, SCÉNIC, TRAFIC 2.0, Z36</p>	 <p>P1329 FIAT: DUCATO 10 2.8TD, FORD: F-250 6CC MWM 6.07 TCA, F-400, IVECO: DAILY, PEUGEOT: JUMPER</p>	 <p>P1552 FIAT, FORD, IVECO, Z40</p>	 <p>P15615 FORD: CARGO C1317, 1319, 1517, 1519, 1717, 1719, 1722, 1723, 2422, 2423, 2428, 2429, 2622, 2623, Z40</p>

BOSCH



P1507

FIAT: DUCATO 10 2.8 TD, FORD: F-250 6CC MWM 6.07 TCA, 4BT, F-400, IVECO: DAILY, PEUGEOT: JUMPER, Z40



P15617

M. BENZ: CLASSE S600, SÉRIE, MB 100D (MOTOR OM 616.963), MB 180D (MOTOR 616, SSANGYONG: MUSSO, Z42



P1549

FIAT, MARCOPOLO, M, BENZ, RENAULT, Z42



P15603

CASE, IVECO, M, BENZ, NEW HOLLAND, RENAULT, VOLVO, Z41




P1332

CHEVROLET-GM), OPEL, FIAT, MERCEDES BENZ, ROVER, IVECO, DODGE, RENAULT, VOLKSWAGEN



P1548

FIAT, FORD, CHEVROLET, IVECO, LAND ROVER, CHRYSLER, M. BENZ, Z42



P1532

CHEVROLET, FIAT, FORD, IVECO, DODGE, MERCEDES BENZ, LAND ROVER, RENAULT, SSANGYONG, VW, Z42



P1334

MERCEDES BENZ: SPRINTER 311 CDI, 415 CDI, 515 CDI, BMW: 325, Z37



P1599

BMW: 325, FIAT: TORO D., BRAVO 2.0 D, DOBLO 1.6 JTD, DUCATO, M. BENZ: SPRINTER 311/ 415/ 515 CDI, Z37



P1335

BMW: 116 1.6i, 118, 120, 316, 318, 320, 518, 520, 525, X3, Z42



P15610

BMW: 116 1.6, 118, 120, 316, 318, 320, 520, 525, X3, Z42



P1337

FIAT: UNO, MOBI, ARGO, Z37



P1337T

FIAT: UNO, MOBI, ARGO, Z37



P1380

FIAT: BRAVO 1.8, DOBLO, ADVENTURE, G. SIENA, PALIO, PUNTO 1.4, STRADA, Z40



P1569

FIAT: BRAVO 1.8, DOBLO, ADVENTURE, G. SIENA, PALIO, PUNTO 1.4, STRADA, Z40



P1391

COROLLA, FIAT, DOBLO, PALIO, FIORINO, Z53



P1562

CHEVROLET: ONIX, TRACKER, FIAT: DOBLO, FIORINO, IDEA, PALIO, SIENA, STRADA, TOYOTA: COROLLA, Z53



P1303

CITROEN, ALFA ROMEO, Z42



P1555

MERCEDES BENZ: SPRINTER 616 CDI, CLASSE C 270, Z37



P15602

AUDI: A3 1.6, 1.8, TT 1.8 T, SEAT, VW: BORA, GOLF, N. BEEATLE, PASAT, POLO, Z40

COMSTAR



P15601

AUDI: A3 1.6, 1.8, 1, SEAT: IBIZA1, CORDOBA, VOLKSWAGEN: BORA 2.0, GOLF, N, BEETLE, PASSAT, POLO, Z40



P15606

BMW, AUDI, CITROEN, FERRARI, FIAT, FORD, MAZDA, PEUGEOT, PORSCHE, SEAT, SUZUKI, VW, Z42



P1551

























FIAT, M.BENZ, RENAULT, VOLKSWAGEN, VOLVO, Z36



P1357

RENAULT: DUSTER (LINEA NUEVA), LOGAN, SANDERO, KWID 1.0, Z42

DELCO

 <p>P1316 CHEVROLET-GM: ASTRA, BLAZER, S10, VECTRA II (SOHC) 1.8, 2.0, 2.2-8V, Z50</p>	 <p>P1588 CHEVROLET: ASTRA, BLAZER, S10, VECTRA-II, CITROEN: C4 L, PEUGEOT: 308, 408, Z50</p>	 <p>P1347 CHEVROLET, Z56</p>	 <p>P1371 CHEVROLET-GM: BLAZER, S-10 MOTOR VORTEC V6, Z43</p>
 <p>P1593 CHEVROLET: BLAZER, S-10 C/ MOTOR VORTEC V6, Z43</p>	 <p>P1364 CHEVROLET: ASTRA, BLAZER, S10, VECTRA II, Z50</p>	 <p>P1589 CHEVROLET: ASTRA, BLAZER, S10, VECTRA-II 1.8, Z50</p>	 <p>P1338 CHEVROLET, Z43</p>
 <p>P1339 CHEVROLET, Z50</p>	 <p>P1348 CHEVROLET, Z50</p>	 <p>P1366 CHEVROLET: OMEGA, SUPREMA GL S 95-98-CD 6CC 4.1 MPFI, CLARK: MONTACARGA, MITSUBISHI: MONTACARGA, PAJERO V6 GAS, Z43</p>	 <p>P1598 CHEVROLET: OMEGA, SUPREMA, CLARK, MITSUBISHI: PAJERO, Z43</p>
 <p>P1330 DAEWU: TICO, Z43</p>	 <p>P15625 FIAT: Panda 1.3, HONDA: Accord, Civic, Civic, CR-V, CHRYSLER: G. Voyager, DODGE: Caravan, JEEP: Wrangler, Z43</p>	 <p>P1365 CHEVROLET: BLAZER 4.3V6 / CLARK: AUTOELEVADOR C-CGP25, Z48</p>	 <p>P1591 CHEVROLET, CLARK, Z48</p>
 <p>P13107 CHEVROLET, LARK: AUTOELEVADOR</p>	 <p>P1386 HYUNDAI: HR 2.5 (2012->), H1 2.5 (2008-2011), KIA: BONGO K2500 2.5L, Z48</p>	 <p>P15612 HYUNDAI: HR 2.5, H1 2.5 (2008-2011), KIA: BONGO K2500 2.5L TCI, Z46</p>	 <p>P13111 HONDA, TOYOTA, Z37</p>
 <p>P13112 ARRANQUES VARIOS, HYUNDAI</p>	 <p>P13117 VARIOS</p>	 <p>P13116 HYUNDAI</p>	 <p>P1553 HYUNDAI: GENESIS, SANTA FE, SONATA, TUCSON, KIA: FORTE, SORENTO, SPORTAGE, Z42</p>

DELCO



P15613
HYUNDAI: HR 2.0, H1 2.5,
PORTER PRITSCHKE/
FAHRGESTELL, KIA, Z46

DENSO



P1345
HONDA, TOYOTA, DAIHATSU, Z37



P1346
HONDA, TOYOTA, DAIHATSU,
Z43



P13108
TOYOTA



P1341
HONDA, TOYOTA, DAIHATSU,
Z42



P1342
HONDA, TOYOTA, DAIHATSU, Z45



P15628
AUDI, LAND ROVER,
MERCEDES BENZ, TOYOTA Z42



P15631
BMW: X1, 220i, 225i, 216 1.5i,
218 1.5i, 220 2.0i, 225 2.0i,
225 2.0i, X1 1.5/2.0i,
Mini Cooper Clubman Z37



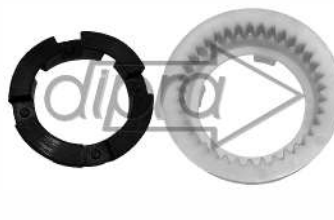
P1375
FIAT: PALIO, SIENA, Z37



P1392
HONDA, TOYOTA, DAIHATSU, Z37



P15104
HONDA: NEW CIVIC, ACCORD,
ACCORD CROSSTOUR,
ODYSSEY, PILOT, RIDGELINE,
ACURA: RL 3.7, TL 3.5 Z 37



P1396
FIAT: BRAVO, PALIO, Z37



P1343
TOYOTA, Z55



P1344
TOYOTA, Z55



P1398
BMW: 116 /135, 316 /330, 523 /
535, 630, X3, X5, X6, JEEP, Z42



P15630
LEXUS: ES 350 3.5, RX 300 3.0,
TOYOTA: AVENSIS, CAMRY,
RAV 4, CELINA, CELICA Z55



P13106
TOYORA COROLLA



P1358
FIAT: PALIO, UNO VIVACE,
G.SIENA, JEEP: RENEGADE,
G. CHEROKEE, WRANGLER,
DODGE: JOURNEY, RAM, Z41



P1359
FIAT: PALIO, UNO VIVACE,
G.SIENA, JEEP: RENEGADE,
G. CHEROKEE, WRANGLER,
DODGE: JOURNEY, RAM, Z41



P13105
HONDA, VARIOS



P13115
HONDA, VARIOS

DENSO



P13109
FIAT



P13110
LADA, RENAULT



P15622
DODGE: Ram 2500 5.9 / 3500 / 4000 5.9 (2003-2006) Z31



P15629
DODGE: RAM 2500 5.9/6.7, CUMMINS: ISB 6.7, HINO, Z39

HITACHI



P1582
FIAT, PEUGEOT, VOLKSWAGEN, FORD



P15620
FIAT: PALIO, STRADA, UNO, SIENA, 1.0, 1.3, 1.4, Punto, Z40

INDIEL



P1201
AGRALE, CHEVROLET, CUMMINS, FORD, JOHN DEERE, M. FERGUSON, M. BENZ, PERKINS, PEUGEOT, VW



P1368
FORD, M. BENZ, CHEVROLET, JOHN DEERE, MASSEY FERGUSON, PEUGEOT, PERKINS, CUMMINS, VW



P1568
AGCO, AGRALE, CHEVROLET, DUETZ, FORD, L. ROVER, J. DEERE, M. FERGUSON, N. HOLLAND, VW, Z39



P1547
AGCO, AGRALE, CHEVROLET, DUETZ, FORD, L. ROVER, J. DEERE, N. HOLLAND, PEUGEOT, VW, Z39



P1568R
AGCO, AGRALE, CHEVROLET, DUETZ, FORD, L. ROVER, J. DEERE, M. FERGUSON, PEUGEOT, VW, Z39



P1547R
AGCO, AGRALE, CHEVROLET, DUETZ, FORD, L. ROVER, J. DEERE, N. HOLLAND, PEUGEOT, VW, Z39



P1383
AGRALE, CATERPILLAR: CUMMINS, JOHN DEERE, FORD, GRADALL, JOHN DEERE, VALTRA, VW, VOLVO



P1583
AGRALE, CATERPILLAR, CUMMINS, JOHN DEERE, FORD, NAVISTAR, VALTRA, VW, VOLVO, ZANELLO, Z48



P1584
AGRALE, CATERPILLAR, CUMMINS, JOHN DEERE, FORD, NAVISTAR, VALTRA, VW, VOLVO, ZANELLO, Z48

ISKRA



P1561
HATZ: 1B40 0 5, JCB: MOTORES 4.4, 4.8, Z42



P1559
ENIE, HOLDER, KHD, RAYCO, TEREX, VOLVO, ATLAS COPCO, BOMAG, DEUTZ, GEHL, HAMM, LIEBHERR, Z38



P15604
CHALLENGER, BOBCAT, CASE, J. DEERE, KOMATSU, MAN, M. FERGUSON, M. BENZ, N. HOLLAND, VALMET, VALTRA, ZETOR, Z42



P15605
ATLAS COPCO, BOBCAT, CASE, IVECO, JCB, J. DEERE, LINDE, M. FERGUSON, N. HOLLAND, VALTRA, ZETOR, Z38

ISKRA



P15614
GENIE, HOLDER, KHD, RAYCO,
TEREX, VOLVO, ATLAS COPCO,
BOMAG, DEUTZ AG, GEHL,
HAMM, LIEBHERR, Z38

JHAEM



P15624
KIA: Rio (2011->), Picanto 1.0
(2004->), HYUNDAI: I10 1.2,
I20 1.2, Z40

M. MARELLI



P1306
FIAT: DUCATO, Z39



P1323
FIAT: DUCATO, PALIO, SIENA, Z44



P1324
FIAT: PALIO, SIENA, Z37



P1325
FIAT: PALIO, SIENA, Z39

MITSUBISHI



P1353
CHEV. CHRYSLER, DODGE,
EAGLE, FORD, HYUNDAI, JEEP,
MAZDA, NISSAN, SUBARU,
SUZUKI, CATERPILAR, Z43



P1597
CHEV. CHRYSLER, DODGE,
EAGLE, FORD, HYUNDAI, JEEP,
MAZDA, NISSAN, SUBARU,
SUZUKI, CLARK, Z43



P1354
HYSTER: CLARK, RENAULT:
AUTOELEVADOR, Z42



P1595
RENAULT, HYSTER:
MONTACARGAS, Z42



P1370
MAZDA: FP13-18-X56 - MXS
MIATA, PROTEGE, MPV,
CHEVROLET: S-10, OMNIBUS
VOLARE, NISSAN, Z42



P1596
CITROEN, CHEVROLET, HYUNDAI,
KIA, FORD, KIA, MAZDA,
MARCOPOLO, MITSUBISHI,
NISSAN, PEUGEOT, Z42



P1387
CHEVROLET, MITSUBISHI,
CITROEN, NISSAN, Z42



P1388
CHEVROLET, MITSUBISHI,
NISSAN, PEUGEOT, Z42



P1372
CHEVROLET: S-10 MOTOR
MWM 2.8, SPRINT, MITSUBISHI:
L200 SPORT HPE, TROLLER:
T4 2.8, Z44



P1594
CITROEN, CHEV. CHRYSLER,
DODGE, JEEP, FORD, HYUNDAI,
KIA, PEUGEOT, VAUXHALL,
MAZDA, RENAULT, Z44



P1393
VW, VOLVO, IVECO, Z44



P1567
MAN, VOLKSWAGEN, VOLVO,
IVECO, Z44



P1395
FORD: RANGER, TROLLER, Z43



P15611
FORD: RANGER 2.2 4CIL
(2013->), RANGER 3.2 5CIL TDI
(2013->), TROLLER, Z43



P1389
CHEVROLET, CITROEN,
MITSUBISHI, PEUGEOT, Z40



P13112
RENAULT, VARIOS



MITSUBISHI



P13113
TOYOTA



P13114
TOYOTA



P13120
MITSUBISHI: ASX 1.8, ASX 2.4,
Lancer 1.8/2.4, Outlander 1.8/2.4,
Z43



P15621
CHEVROLET, Cruze, Tracker,
OPEL: Astra, Z44



P15607
NISSAN: VERSA, RENAULT:
SANDERO, LOGAN, Z42



P1558
CHEVROLET: CAMARO, CAPTIVA,
EQUINOX, FIAT, FORD, GMC,
SUBARU, SUZUKI, SWIFT, Z41

MITSUBA



P1390
HONDA: NEW FIT, NEW CITY,
NEW CIVIC, CRV, Z41

MOTORCRAFT-FORD



P1202
FORD: ESCORT, FIESTA, KA



P1203
FORD



P1204
FORD



P1304
FORD: ESCORT, FIESTA, KA,
MONDEO, Z45



P1504
FORD: ESCORT, FIESTA, KA,
MONDEO, Z45



P1311
FORD: RANGER, ECOSPORT,
BRONCO, TRANSIT, Z37



P1500
FORD: RANGER 4.0 GAS,
EXPLORER 4.0, F-1000 GAS,
F-4000 4.9 L, Z37



P1512
FORD: RANGER V6 4.0,
ECOSPORT, EXPLORER, Z37



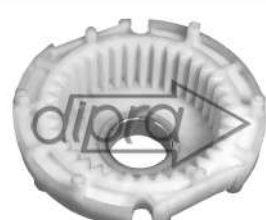
P1312
FORD: RANGER V6 4.0,
ECOSPORT,
EXPLORER V6 4.0(10mm.), Z37














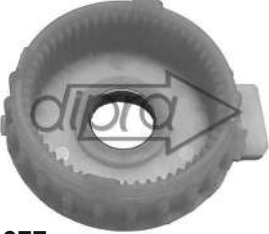










P1321
FORD, Z37



























P1521
FORD: RANGER, Z37



P1356
FORD, Z37

 <p>P1349 FORD</p>	 <p>P1351 FORD</p>	 <p>P1352 FORD</p>	 <p>P1367 FORD: KA, Z59</p>
VALEO			
 <p>P1207 AUDI, CJHEVROLET, CITROEN, FIAT, FORD, KIA, M. BENZ, NISAN, RENAULT, PEUGEOT, VW</p>	 <p>P1307 CHEVROLET, CORSA, RENAULT, CLIO, KANGOO, LAGUNA, MEGANE, SENIC, PEUGEOT, CITROEN, Z59</p>	 <p>P1308 PEUGEOT: 306D, 405D, RENAULT: 19 DIESEL, CLIO DIESEL, Z56</p>	 <p>P1309 CHEVROLET, GM, RENAULT, PEUGEOT, CITROEN, Z37</p>
 <p>P1310 PEUGEOT: 405, Z41</p>	 <p>P1350 PEUGEOT, Z56</p>	 <p>P1328 VOLKSWAGEN: GOL, TRANSPORTER, ETC., Z56</p>	 <p>P1376 HYUNDAI: HR, ACCENT 1.5, KIA: BONGO, CEE'D 1.5, SORENTO 2.5 T. DIESEL, K2700, M. BENZ: SPRINTER, Z56</p>
 <p>P1377 VOLKSWAGEN: AMAROK 2.0 TDI 122 / 180 CV, Z56</p>	 <p>P1326 RENAULT: MASTER 2.5, 2.8 2006- DIESEL ELECTRONICO, Z59</p>	 <p>P1331 AUDI: A3, VOLKSWAGEN: VENTO, Z56</p>	 <p>P1381 FIAT, PEUGEOT, VOLKSWAGEN, FORD, Z37</p>
 <p>P1382 FIAT, PEUGEOT, VOLKSWAGEN, FORD, Z41</p>	 <p>P1384 FIAT, PEUGEOT, VOLKSWAGEN, FORD, Z47</p>	 <p>P1385 FIAT, PEUGEOT, VOLKSWAGEN, FORD, Z47</p>	 <p>P15627 VOLKSWAGEN: Gol (2009), Saveiro (2010), Voyage (2009), Fox (2003), Polo (2003), Golf (2004) , Z47</p>
 <p>P1397 FORD: ECOSPORT, Z40</p>	 <p>P13118 AAUDI / SEAT / SKODA / VOLKSGAWEN Z46</p>	 <p>P15626 AUDI: Q3 , A3 2, A4, VW: Gol, Fox, Cross, Saveiro, Virtus, Golf, Polo, Touran, Z46</p>	 <p>P13119 BMW: 320 2.0 i (2018-2022), Z43</p>



BOSCH					
 E8001 M.BENZ, CHEVROLET, AUDI, FIAT, RENAULT, A.ROMEO, CITROEN, SEAT, VAUSHALL, VOLKSWAGEN, JUEGO DE 3 ENG., 12 DIENTES	 E8016 TOYOTA, LAND CRUISER, JUEGO DE 3 ENGRANAJES, 13 DIENTES	 G3501 VOLKSWAGEN, AUDI, SEAT, SKODA, JGO. GOMAS DE PLANETARIOS, Med. 6x12x20mm.	 G3503 VOLKSWAGEN, JGO. GOMAS PLANETARIO, Med. 5.5x15x20	 G3504 M. BENZ, CHEVROLET, AUDI, FIAT, RENAULT, SEAT, VAUSHALL, VOLKSWAGEN, JGO. GOMAS, Med. 10.8x15x25	 G3507 CHEVROLET, FIAT, FORD, PEUGEOT, VW, JGO. GOMAS DE PLANETARIO, Med. 7x18.7x29.5
DELCO					
 E8008 JUEGO DE 3 ENGRANAJES, 17 DIENTES	 E8009 JUEGO DE 3 ENGRANAJES, 20 DIENTES	 E8010 JUEGO DE 3 ENGRANAJES, 16 DIENTES			
HITACHI					
 E8007 CHEVROLET FIAT, FORD, CITOREN, PEUGEOT, RENAULT, JUEGO DE 3 ENGRANAJES, 14 DIENTES	 G3502 INDIEL, AGRALE, CHEVROLET, DEUTZ, FORD, J.DEERE, M.FERGUSON, M.BENZ, PEUGEOT, VW, JGO. DE GOMAS, Med. 9.5x15x20mm.	 G3505 INDIEL, M74R, CHEVROLET, FIAT, FORD, PEUGEOT, VW, ETC., GOMAS DE PLANETARIOS			
INDIEL					
 E8006 AGRALE, CHEVROLET, DEUTZ, FORD, INTERNACIONAL, J.DEERE, M.FERGUSON, M.BENZ, PEUGEOT, VW, JO. 3 ENGRANAJES, 12 DIENTES	 E8012 AGRALE, CHEVROLET, DEUTZ, FORD, INTERNACIONAL, J.DEERE, M.FERGUSON, M.BENZ, PEUGEOT, VW, JO. 3 ENGRANAJES, 12 DIENTES	 E8013 AGRALE, DEUTZ, FORD, INTERNACIONAL, J.DEERE, M.FERGUSON, M.BENZ, VW, JUEGO DE 4 ENGRANAJES, 16 DIENTES	 G3506 PRESTOLITE M100R, BMW, AUDI, FIAT, FORD, CITROEN, NISSAN, PEUGEOT, SEAT, SKODA, SSANGYONG, SUSUKI, VW		
MOTORCRAFT-FORD					
 E8002 FORD, AUDI, CITROEN, CHEV. CHRYSLER, FIAT, L.ROVER, JEEP, IVECO, KIA, M.BENZ, NISSAN, PEUGEOT, SEAT, VW, VOLVO, 3 ENG. 13d	 E8004 FORD, FORD, JUEGO DE 4 ENGRANAJES, 13 DIENTES	 E8005 FORD, FORD, JUEGO DE 3 ENGRANAJES, 18 DIENTES			
VALEO					
 E8003 CITROEN, NISSAN, PEUGEOT, JUEGO DE 3 ENGRANAJES, 22 DIENTES	 E8011 PEUGEOT, JUEGO DE 3 ENGRANAJES, 19 DIENTES	 E8014 PEUGEOT, JUEGO DE 3 ENGRANAJES, 19 DIENTES	 E8015 PEUGEOT, JUEGO DE 3 ENGRANAJES, 15 DIENTES	 E8017 ARRANQUE CHINO, JUEGO DE 3 ENGRANAJES, BUJE 6mm, 15 DIENTES	

ARGELITE



H1036
T. ARGELITE, CHEVROLET, FAIT, FORD, M.BENZ, PEUGEOT, RENAULT , PIVOTE PLASTICO



H1044
T. ARGELITE, RENAULT 9, 19

BOSCH



H1014
RASTROJERO, EJD



H1015
RASTROJERO, SD



H1016
RASTROJERO , 2° SERIE



H1017
CHEVROLET, DEUTZ, FIAT, FORD, J.DEERE, M. BENZ, SCANIA, VARIOS, JF BRASIL



H1031
CITROEN, FIAT, FORD, RENAULT, PEUGEOT, VOLKSWAGEN, VARIOS



H1035
CITROEN, FIAT, FORD, RENAULT, PEUGEOT, VOLKSWAGEN, VARIOS, TIPO: DA, DW, DM



H1038
FORD, VOLKSWAGEN, PERNOS FINOS



H1048
FIAT: DUCATO



H1052
FORD 1000



H1059
VARIOS




H1060
FIAT



H1063
RENAULT SANDERO, KANGOO, LOGAN



H1071
TOYOTA



H1072
FIAT: ARGO, MOBI, UNO



H1138
CHEVROLET, FIAT, TOYOTA

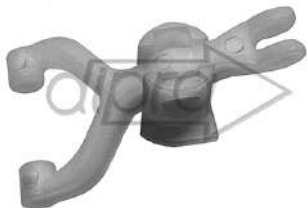


H1153
FIAT, AGRALE DEUTZ, CASE, CBT, MERCEDES BENZ, SLC, MÜELLER, MWM, VALMET, MASSEY FERGUSON



H1154
FORD, VOLKSWAGEN

COMSTAR



H1139
RENAULT, DUSTER, LOGAN,
SANDERO, KWID, A:71.00-B:22.00
C:8.00-D:8.4-E:41.00-F:14.30



H1145
CHEVROLET: PRISMA, CELTA,
AGILE, SPIN, MONTANA, ONIX,
HYUNDAI, KIA: RIO, PICANTO

DELCO



H1033
CHEVROLET C10



H1049
JOHN DEERE, MERCEDES BENZ,
ETC.



H1053
CASE, DYNAPAC, FIAT, FORD,
JOHN DEERE, MARCOPOLO,
MERCEDES-BENZ, 28MT



H1054
MERCEDES BENZ, 28MT



H1065
PEUGEOT



H1067
VARIOS



H1068
FIAT, N.HOLLAND, ETC., 29MT



H1092
CHEVROLET CORSA, A:71.3-
B:26.00-C:9.20, 8.30-D:4.00-
E:39.00-F:11.00



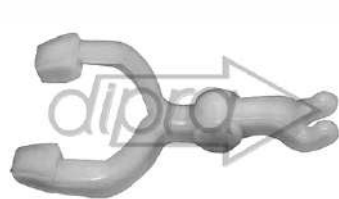
H1093
CHEVROLET, CITOREN, FIAT,
VARIOS, A:80.5-B:24.00-C:11.8,
10.7-D:7.9-E:44.00-F:10.9



H1094
VARIOS, A:80.00-B:26.8-C:14.000,
12.90-D:8.7-E:42.00-F:11.00



H1095
CHERY: Tiggo 2.0, A:72.30-B:24.3-
C:8.00-D:8.00-E:38.00-F:16.9



H1096
VARIOS, A:73.5-B:24.7-C:12.00-
D:8.00-E:39.00-F:11.00



H1097
VARIOS, A:72.00-B:23.6-C:14.90,
13.80-D:8.2-E:38.00-F:10.5



H1098
VARIOS, A:71.5-B:24.00-C:14.00-
D:8.20-E:39.5-F:11.3



H1099
VARIOS, A:73.5-B:24.00-C:14.00-
D:8.00-E:39.00-F:11.7



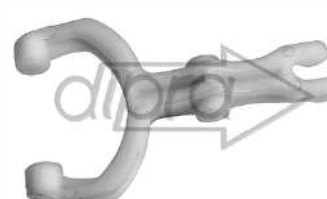
H1100
VARIOS, A:77.00-B:24.00-C:14.4-
D:8.00-E:41.00-F:12.00



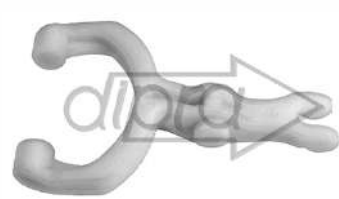
H1101
VARIOS, A:71.00-B:24.00-C:13.9-
D:8.2-E:39.00-F:11.6



H1064
VARIOS

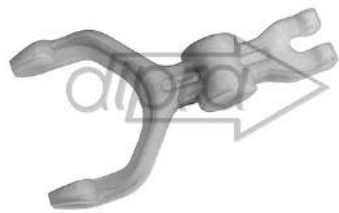


H1102
VARIOS, A:72.00-B:24.00-C:8.00-
D:8.2-E:39.00-F:14.00

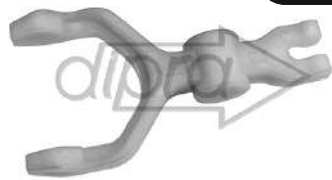


H1103
VARIOS, A:70.5-B:23.9-C:8.00-
D:8.00-E:37.00-F:13.4

DENSO



H1104
LAND ROVER, HONDA, A:72.00-
B:29.00-C:13.8-D:9.7-E:37.00-
F:14.5



H1105
CHEVROLET BMW, L.ROVER,
JEEP, TOYOTA, A:75.00-B:29.00-
C:13.8-D:9.90-E:40.00-F:14.5



H1106
A:72.00-B:28.6-C:13.8-D:9.2-
E:26.00-F:14.4



H1107
A:71.00-B:29.00-C:13.8-D:10.00-
E:37.00-F:14.4



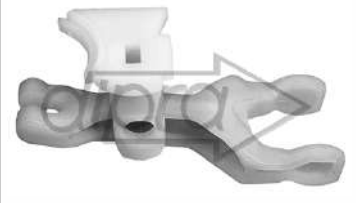
H1108
A:73.00-B:20.3-C:7.00-D:12.5-
E:40.00-E:6.7



H1109
A:73.00-B:20.00-C:7.00-D:12.3-
E:41.00-F:7.00



H1110
HONDA, A:76.00-B:21.00-C:7.00-
D:11.00-E:22.00-F:6.6



H1111
VARIOS, A:76.00-B:20.8-C: 7.00-
D:11.00-E:42.5-F:6.5



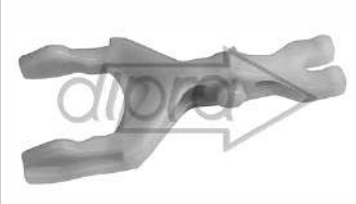
H1112
TOYOTA, A:72.00-B:29.00-C:13.8-
D:9.6-E:37.5-F:14.5



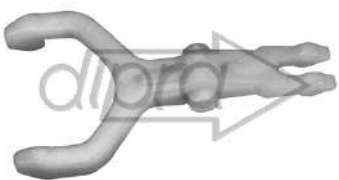
H1113
FIAT, JEEP, DODGE, CHRYSLER,
VARIOS, A:72.00-B:30.00-C:2.7-
D:7.3-E: 45.00-F:17.00



H1114
A:77.00-B:23.4-C:7.00-D:10.00-
E:42.00-F:12.7



H1115
A:79.00-B:23.8-C:7.00-D:10.7-
E:43.00-F:13.00



H1116
VARIOS



H1118
VARIOS




H1119
VARIOS



H1120
VARIOS



H1121
A:94.00-B:44.6-C:8.00-D:6.00-
E:55.00-F:21.6



H1122
VARIOS, A:83.00-B:-- C:-- D:--
E:49.00-F:12.00



H1140
DODGE, A:93.00-B:45.00-C:--
D:-- E:53.00-F:13.5



H1141
TOYOTA, LAND CRUISER,
A:77.00-B:30.00-C:-- D:6.90-
E:40.00-F:43.00

GAREF



H1006
FIAT 600



H1007
FAIT 1500



H1012
PEUGEOT 404

HITACHI



H1032
INDIEL, CITROEN, FIAT, FORD,
RENAULT, PEUGEOT,
VOLKSWAGEN, VARIOS,
PATIN DE CHAPA



P5104
FIAT, FORD, RENAULT,
PEUGEOT, VOLKSWAGEN



H1042
INDIEL, CORSA DIESEL



H1056
INDIEL, CORSA DIESEL



H1117
FIAT: PALIO, STRADA, SIENA,
PUNTO, NISSAN

IME



H1005
RASTROJERO

INDIEL



H1001
RENAULT 6, RENAULT 12,
RENAULT 18



H1002
RENAULT 12TS, TORINO



H1004
CHEVROLET 400



H1004/1
CHEVROLET 400, FALCON



H1008
FIAT 128



H1009
FIAT 125



H1010
FORD FRONTAL



H1013
TORINO, RENAULT TS



H1019
PERKINS, DEUTZ, FIAT,
MERCEDES BENZ



H1019MB
PERKINS, DEUTZ, FIAT,
MERCEDES BENZ



H1020
RENAULT 12, 18, PEUGEOT, VW,
M93 M.VIEJO



H1021
RENAULT 12/18, PEUGEOT, FIAT,
VW, FORD, PIVOTE PLASTICO -
M.NUEVO

INDIEL

 <p>H1037 CHEVROLET, FIAT, FORD, M.BENZ , M93R, M100R</p>	 <p>P5100 DUCCELIER, FIAT, RENAULT, PEUGEOT</p>	 <p>A3038 FIAT 125</p>	 <p>A3039 FIAT 128,</p>
 <p>A3061 FORD SIERRA</p>	 <p>A1017 ARANDELA IMPULSOR JEEP IKA, Medida: 21.4 x 32 x 1</p>		



ISKRA

 <p>H1147 ATLAS, BOBCAT, BOMAG, CASE, DEUTZ-FAHR, DOOSAN, IVECO, JCB, J.DEERE, VRT, LIEBHERR, M.FERGUSON, N.HOLLAND, VOLVO</p>	 <p>H1148 CASE, DEUTZ-FAHR, FIAT, DEUTZ, FIAT ALLIS, IVECO, LAMBORGHINI, NEW HOLLAND, VALTRA, VOLVO, WHITE, ZETOR</p>	 <p>H1149 ATLAS, BOBCAT, COMPAC, JOHN DEERE, SULLAIR, WILLMAR</p>	 <p>H1159 CITROEN, IVECO, J.DEERE, GENIE, HOLDER, KHD, PEUGEOT, RENAULT, TEREX, VOLVO</p>
---	--	---	--

M. MARELLI

 <p>H1034 FIAT: PALIO, SIENA</p>	 <p>H1050 FIAT: DUCATO</p>	 <p>H1057 FIAT UNO</p>	 <p>H1058 FIAT</p>
--	--	---	--

MITSUBISHI

 <p>H1041 PEUGEOT 405 TD</p>	 <p>H1162 BOCAT, CHEVROLET, FORD, MITSUBISHI, VOLVO</p>	 <p>H1144 FIAT: TORO, JEEP: COMPASS 2.4</p>	 <p>H1073 VARIOS, A:75.00-B:36.00-C:13.70- D:10.20-E:40.00-F:11.40</p>
 <p>H1074 VARIOS, A:72.00-B:35.7-C:14.7- D:10.00-E:42.00-F:11.80</p>	 <p>H1075 CHEVROLET, Cruze, Tracker, A:77.00-B:36.5-C:14.8-D:10.8- E:42.5-F:11.9</p>	 <p>H1076 VARIOS, A:72.00-B:33.00-C:14.7- D:7.50-E:41.7-F:11.80</p>	 <p>H1079 CHEVROLET, Captiva, Camaro, Equinox 3.6, FORD, A:74.00- B:36.00-C:15.00-D:10.00-E:42.00- F:12.00</p>

MITSUBISHI



H1080
 VARIOS, A:74.00-B:36.00-C:15.00-
 D:10.00-E:41.00-F:11.70



H1081
 JHAEM, KIA, A:69.00-B:22.00-
 C:10.00-D:5.00-E:38.5-F:14.25



H1082
 VARIOS, A:78-B:36.00-C:15.20-
 D:10.30-E:43.00-F:12.00



H1083
 VARIOS, A:75.5-B:22.5-C:15.00-
 D:10.30-E:41.00-F:11.90



H1084
 VARIOS, A:76.00-B:22.5-C:14.90-
 D:11.70-E:43.00-F:12.00



H1085
 VARIOS, A:78.8-B:24.00-C:15.00-
 D:9.50-E:45.00-F:11.90



H1086
 VARIOS, A:77.5-B:23.4-C:14.7-
 D:10.00-E:43.00-F:12.00



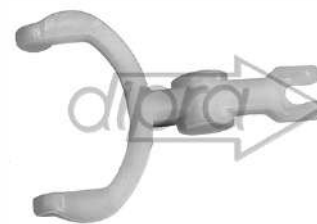
H1086
 VARIOS, A:80.00-B:23.00-C:15.00-
 D:10.00-E:45.00-F:12.00



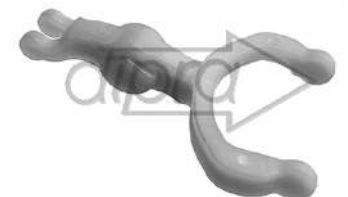
H1088
 VARIOS, A:78.5-B:22.4-C:15.00-
 D:7.00-E:41.00-F:12.00



H1089
 FORD , RANGER, A:77.00-
 B:35.00-C:14.7-D:10.00-E:43.00-
 F:14.00



H1090
 VARIOS, A:80.00-B:41.00-C:15.00-
 D:10.00-E:42.00-F:13.8



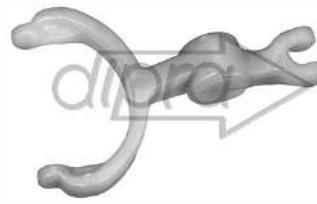
H1091
 MITSUBISHI, Pajero, PEUGEOT,
 405 , A:75.5-B:35.5-C:14.75,
 VER-D:10.00-E:45.00-F:11.8



H1123
 VARIOS, A:76.00-B:36.5-C:15.00-
 D:9.90-E:40.00-F:12.00



H1124
 VARIOS, A:86.5-B:42.5-C:--
 D:8.2-E:43.00-F:12.00



H1125
 FIAT, SUBARU, SUZUKI, A:72.00-
 B:32.8-C:15.00-D:7.20-E:40.00-
 F:11.9



H1142
 IVECO, CATERPILLAR, J.DEERE,
 MAN, MAZDA, MITSUBISHI,
 N.HOLLAND, RENAULT, VOLVO



H1156
 MITSUBISHI: ASX 1.8/2.4 (2010->),
 Lancer 1.8/2.4 (2010->),
 Outlander 1.8/2.4(2010->)

MOTORCRAFT-FORD



H1043
 FORD, FORD KA, ESCORT,
 FIESTA, RANGER, COURIER,
 TRANSIT



H1126
 FORD, VARIOS, A:85.00-B:43.00-
 C:-- D:8.00-E:44.00-F:11.9



H1127
 FORD, FORD, FOCUS, A:87.00-
 B:42.00-C:-- D:8.3-E:43.00-F:12.00

NASHVILLE




H1018
MERCEDES BENZ, PERKINS



H1018N
MERCEDES BENZ, PERKINS,
(MODELO NUEVO)

NIPPONDENSO



H1040
VARIOS



H1046
TOYOTA, ISUZU



H1047
TOYOTA, ISUZU, ETC



H1055
AUTOELEVADOR

PARIS RHONE



H1023
PEUGEOT

ROHER



H1011
RASTROJERO, INDENOR

TAMATEL



H1026
PEUGEOT



P5103
RENAULT, PEUGEOT

TRIA



H1003
DODGE 1500



H1024
DODGE 1500, CHAPA



H1061
DODGE 1500, CHAPA



H1062
DODGE POLARA, CHAPA

VALEO



A3013
DODGE 1500, JUEGO TRABAS
PARA IMPULSOR



H1022
RENAULT 19



H1025
PEUGEOT 405



H1039
KANGOO, MEGANE, CLIO



VALEO



H1045
RENAULT TRAFIC DIESEL



H1066
AUDI, FIAT, FORD, PORSCHE,
SUZUKI, PEUGEOT,
VOLKSWAGEN



H1069
VARIOS, A:83.00-B:24.00-C:6.80-
D:9.00-E:41.50-F:17.00



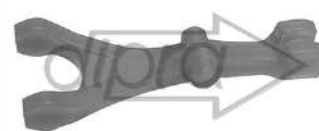
H1070
ARRANQUE D7GS2, A:83.50-
B:22.00-C:7.00-D:9.00-E:41.00-
F:16.80



H1077
ARRANQUE D7R3, A:83.00-
B:24.00-C:7.00-D:9.00-E:41.00-
F:17.00



H1078
ARRANQUE D7R4, A:82.00-B:24.4-
C:8.00-D:9.30-E:40.00-F:14.8



H1143
RENAULT, CLIO, KANGOO,
LOGAN, FORD, FIESTA



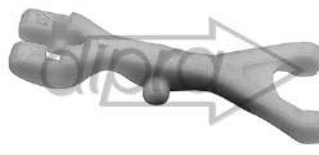
H1061
VOLKSWAGEN:
Amarok 3.0 V6 (2018->)



H1052
FORD: F-150 V6 3.3L 3343CC
204CID (2018-2019)



H1129
ARRANQUE D7E2, A:80.5-B:22.00-
C:6.8-D:5.7-E:42.5-F:16.9



H1155
ARRANQUE D7E1



H1130
AUDI, VOLKSWAGEN, VARIOS,
A:80.00-B:22.00-C:5.7-D:6.3-
E:43.00-F:17.00



H1132
AUDI, VOLKSWAGEN, A:7.5-B:24.6
C:6.00-D:7.75-E:36.5-F:17.00



H1133
ARRANQUE D6G3, A:71.50-
B:21.6-C:14.00-D:9.8-E:41.6-F:11.9



H1134
ARRANQUE TS-2, A:76.00-
B:26.3-C:7.80-D:8.00-E:41.00-
F:14.80



H1135
ARRANQUE TS-1, A:73.40-
B:26.00-C:14.3-D:8.10-E:41.50-
F:14.30



H1136
FORD: Ecosport. ARRANQUE
D7G1, A:75.8-B:21.8-C:7.80-
D:9.90-E:42.00-F:16.50



H1137
VARIOS, A:72.00-B:21.7-C:14.3-
D:9.70-E:40.5-F:12.00



H1146
FORD, KA, RENAULT: DUSTER,
OROCH



H1157
DACIA, HYUNDAI, KIA, RENAULT

WAPSA-BOSCH



H1158
CITROEN: C3 / C4, FORD:
FIESTA, KA, ECOSPORT,
PEUGEOT: 207 / 208



H1030
GOL, SENDA DIESEL, PASSAT,
ESCORT



H1051
PERKINS

BOSCH

 <p>P6004 FIAT, FORD, IVECO, M.BENZ, VW, 12v. AN115</p>	 <p>P6112 FIAT, RENAULT</p>	 <p>P6127 FORD: MOTOR MWM</p>	 <p>P6128 FIAT: PALIO</p>
 <p>P6129 FIAT, FORD, RENAULT, PEUGEOT, VW, ETC.</p>	 <p>P6130 FIAT</p>	 <p>P6141 FIAT, FORD, RENAULT, PEUGEOT, VW, ETC.</p>	 <p>P6142 FIAT, FORD, RENAULT, PEUGEOT, VW, ETC.</p>
 <p>P6143 FIAT, FORD, RENAULT, PEUGEOT, VW, ETC.</p>	 <p>P6144 FIAT, FORD, RENAULT, PEUGEOT, VW, ETC.</p>	 <p>P6151 RASTROJERO, Med. M..6x45mm.</p>	 <p>P6152 RASTROJERO, EJD</p>
 <p>P6153 RASTROJERO, SEGUNDA SERIE</p>	 <p>P6154 TRIA, DODGE: 1500, POLARA</p>	DELCO	
 <p>P6146 HONDA, TOYOTA, DAIHATSU, ETC.</p>	 <p>P6147 HONDA, TOYOTA, DAIHATSU, ETC.</p>	 <p>P6120 MERCEDES BENZ, CUMMINS, FIAT, ETC., TIPO: 28MT</p>	 <p>P6145 CHEVROLET, VAROS</p>
DENSO			
 <p>P6106 T. GAREF, FIAT: 128, PEUGEOT, DODGE, ETC.</p>	 <p>P6109 T. GAREF, FIAT: 600 (TODOS)</p>	GAREF	



HITACHI



P6131
CHEVROLET, FIAT, RENAULT,
FORD, PEUGEOT, ETC.



P6134
CHEVROLET, FIAT, RENAULT,
FORD, PEUGEOT, ETC., AZUL



P6135
CHEVROLET, FIAT, RENAULT,
FORD, PEUGEOT, ETC.



P6137
CHEVROLET, FIAT, RENAULT,
FORD, PEUGEOT, ETC.

IME



P6138
ISUZU



P6150
RASTROJERO, Med. M.5x56mm.

INDIEL



P6108
FORD: FALCON, CHEVROLET,
(EXCENTRICO)



P6019
FIAT, FORD, IVECO, M.BENZ,
VW, 12v. AN115



P6019MB
FIAT, FORD, IVECO, M.BENZ,
VW, 12v. AN115



P6104
FORD: TAUNUS, ETC.,
TIPO: M100-FRONTAL



P6110
RENAULT: 4, 6, 12, 18, PEUGEOT



P6125
CHEVROLET, FIAT, RENAULT,
FORD, PEUGEOT, ETC., TIPO:
M93-FRONTAL CON PERNO



P6126
CHEVROLET, FIAT, RENAULT,
FORD, PEUGEOT, ETC.,
TIPO: M93-FRONTAL CHICO-
MODELO NUEVO




P6132
FORD MAXION, NATURAL



P6133
FORD MAXION, AMARILLO



P6575
RENAULT, TIPO: An115



P6576
RENAULT, PEUGEOT, FORD,
(RANITA)

M. MARELLI



P6136
FIAT: PALIO, SIENA

MITSUBISHI



P6167
RENAULT, LADA,
LARGO 30.6x22 AGUJERO 6.2

ROHER

TAMATEL



P6119
RASTROJERO



P6105
PEUGEOT

VALEO



P6107
PEUGEOT, RENAULT



P6139
PEUGEOT, VOLSKWAGEN,
ETC.



P6166
PEUGEOT, VOLSKWAGEN, ETC.,
LARGO 21.8mm.x23.2mm.



P6140
PEUGEOT, VOLSKWAGEN, ETC.



P6156
AUDI, VOLSKWAGEN, ETC.



P6158
AUDI, VOLSKWAGEN, ETC.



P6159
VW: FOX, GOLF, SURAN



P6165
VOLSKWAGEN, ETC.,
LARGO 26mm.x22.8mm.



P6160
PEUGEOT, VOLSKWAGEN, ETC.



P6161
PEUGEOT, VOLSKWAGEN, ETC.



P6162
PEUGEOT, VOLSKWAGEN, ETC.



P6163
PEUGEOT, VOLSKWAGEN, ETC.



P6164
PEUGEOT, VOLSKWAGEN, ETC.

WAPSA



P6111
T. WAPSA, VW: GOL, SAVEIRO,
SEDA DIESEL



BOSCH

 <p>F1006 FRENO, F, DEUTZ, J.DEERE, FIAT, FORD, IVECO, M.BENZ, VW, SCANIA, ETC.</p>	 <p>F1149 ARANDELA MICARTA, JF, Med. 20x35x1.25mm., DEUTZ, J.DEERE, FIAT, FORD, IVECO, M.BENZ, VW, SCANIA, ETC.</p>	 <p>F1149F FRENO, ARANDELA FIBRA, JF, Med. 20x35x1.25mm., DEUTZ, J.DEERE, FIAT, FORD, IVECO, M.BENZ, VW, SCANIA, ETC.</p>	 <p>F1150 FRENO, ARANDELA HIERRO, EJD, Med. 19.5x39x1mm., MERCEDES BENZ</p>
 <p>A3080 FRENO, ARANDELA HIERRO, JF, DEUTZ, J.DEERE, FIAT, FORD, IVECO, M.BENZ, VW, SCANIA, ETC.</p>	 <p>A3081 FRENO, JGO ARANDELAS, JF, DEUTZ, J.DEERE, FIAT, FORD, IVECO, M.BENZ, VW, SCANIA, ETC.</p>	 <p>F1148 FRENO, BRASIL EJD, RASTROJERO</p>	 <p>F1159 FRENO, TOPE LADO COLECTOR RASTROJERO, Med. 14x24x3.9, RASTROJERO</p>
 <p>S3010 TRABA DE INDUCIDO, JF, DEUTZ, J.DEERE, FIAT, FORD, IVECO, M.BENZ, VW, SCANIA, ETC.</p>	 <p>S3011 TRABA DE INDUCIDO, CHINO, CITROEN, FIAT, FORD, RENAULT, PEUGEOT, VW, ETC.</p>	 <p>S3012 TRABA DE INDUCIDO, MEDIANO, CITROEN, FIAT, FORD, RENAULT, PEUGEOT, VW, ETC.</p>	<h2>DELCO</h2>  <p>S3015 TRABA DE INDUCIDO, , FIAT, SCANIA, ETC.</p>
GAREF		HITACHI	
 <p>F1015 FRENO, ARANDELA, FIAT 1500, FIAT 1600</p>	 <p>F1018 FRENO, ARANDELA, ARANDELA CONICA, FIAT 1500</p>	 <p>S3079 TRABA DE INDUCIDO, M74R, CITROEN, FIAT, FORD, RENAULT, PEUGEOT, VOLKSWAGEN, ETC.</p>	 <p>S3088 TRABA INDUCIDO, , CITROEN, FIAT, FORD, RENAULT, PEUGEOT, VOLKSWAGEN, ETC.</p>
INDIEL			
 <p>F1072 FRENO, RENAULT, PEUGEOT, FIAT</p>	 <p>F1073 FRENO, CITROEN</p>	 <p>F1014 FRENO, ARANDELA, BAQUELITA, RENAULT, PEUGEOT</p>	 <p>F1075 FRENO, ARR.FRONTAL MEDIANO, CITROEN, FIAT, FORD, RENAULT, PEUGEOT, VW, ETC.</p>
 <p>F1076 FRENO, FRONTAL CHICO-MODELO NUEVO, CITROEN, FIAT, FORD, RENAULT, PEUGEOT, VW, ETC.</p>	 <p>F1077 FRENO, GIRO IZQUIERDO, ESCORT</p>	 <p>F1053 FRENO, ARANDELA HIERRO, DOBLE PESTAÑA, M93, CITROEN, FIAT, FORD, RENAULT, PEUGEOT, VW, ETC.</p>	 <p>F1078 FRENO, TORNILLO, ROZCA IZQUIERDA, CITROEN, FIAT, FORD, RENAULT, PEUGEOT, VW, ETC.</p>

INDIEL



F1249
TORNILLO , RENAULT, PEUGEOT



A7020
FRENO, JUEGO DE ARANDELAS ,
(NYLON Y HIERRO) Med. 26x36,
16x30x1, 0.5, AN115 TODOS



A7020P
FRENO, ARANDELAS PLASTICAS,
26x36, 16x30x1, AN115 TODOS



A1037
FRENO, ARANDELAS HIERRO,
26x36, 16x30x1, AN115 TODOS

TAMATEL



F1074
FRENO, , REANULT, PEUGEOT

TRIA



S3007
TRABA DE INDUCIDO, SEGURO
SEEGER, POLARA, DODGE, ETC.



S3008
TRABA DE INDUCIDO, SEGURO
SEEGER, POLARA, DODGE, ETC.







S3009
TRABA DE INDUCIDO, SEGURO
SEGUER, POLARA, DODGE, ETC.

VALEO



S3014
TRABA DE INDUCIDO, TAPA Y
TRABA DE INDUCIDO TIPO
BOSCH CHICO, CITROEN, FIAT,
FORD, PEUGEOT, VW, ETC.

 <p>I1027 9 dientes, Medida: Ø29mm. - LARGO 82.0mm., AUTOLEVADOR MOTOR CONTINENTAL REFORMAS</p>	 <p>I1027/5 9 dientes, Medida: Ø24.5mm. - LARGO 80.0mm., DODGE 100/200 MOTOR VALINAT</p>	 <p>I1027JE 9 dientes, Medida: Ø29mm. - LARGO 80.0mm., JEEP, ESTANCIERA MOTOR CONTINENTAL</p>	 <p>I1045 10 dientes, Medida: Ø36mm. - LARGO 95.0mm., TRACTOR RUSLAN, BELARUZ</p>
 <p>I1047R REFORZADO 11 dientes, Ø40.8mm. LARGO 95.0mm., FIAT, DAEWOO, JOHN DEERE, ZETOR, HANOMAG, SCANIA, VARIOS</p>	 <p>I1049 11 dientes, Medida: Ø39.5mm. - LARGO 80.0mm., TRACTOR RUSLAN, BELARUZ</p>	 <p>I1050 11 dientes, Medida: Ø35mm. - LARGO 80.0mm., MITSUBISHI, FIAT411</p>	 <p>I1051/8 8 dientes, Medida: Ø28mm. - LARGO 68.0mm., MITSUBISHI: CANTER, NISSAN</p>
 <p>I1052 10 dientes, Medida: Ø38.5mm. - LARGO 80.0mm., NISSAN, CATERPILLAR</p>	 <p>I1055 9 dientes, Medida: Ø35.5mm. - LARGO 80.0mm., 3STAR, JUEJIN, LYDON, SANXING, NISSAN ED30-33, MITSUBISHI, FIAT 450, KOMATSU, NEW HOLLAND, AGRICULTOR, NISSAN DIESEL MOTOR 2.3 MODELO 92</p>	 <p>I1057 9 dientes, Medida: Ø34.5mm. - LARGO 95.0mm., TOYOTA</p>	 <p>I1058 11 dientes, Medida: Ø40mm. - LARGO 95.0mm., TOYOTA</p>
 <p>I1059 11 dientes, Medida: Ø39.5mm. - LARGO 80.0mm., NISSAN 4 CIL.</p>	 <p>I1060R REFORZADO 12 dientes, Ø46mm. - LARGO 95.0mm., MERCEDES BENZ, SUPERTORQUE, MAQUINAS VIALES</p>	 <p>I1064 GIRO IZQUIERDO, 10 dientes, Ø40mm. - LARGO 95.0mm., JOHN DEERE 445 GIRO IZQUIERDO</p>	 <p>I1106/2 9 dientes, Medida: Ø29mm. - LARGO 80.0mm., RASTROJERO, PEUGEOT CON MOTOR INDENOR</p>
 <p>I1166 10 dientes, Medida: Ø32mm. - LARGO 91.0mm., FORD 7000 MOTOR CUMMINS 4BT-6BTA/A</p>	 <p>I1167 9 dientes, Medida: Ø34.5mm. - LARGO 80.0mm., FORD MOTOR MWM</p>	 <p>I1386 9 dientes, Medida: Ø34.5mm. - LARGO 91.0mm., SCANIA 220, MOT. P93-P94 Z9</p>	 <p>I1469/10 10 dientes, Medida: Ø40.8mm. - LARGO 148.0mm., DEUTZ A40, DEUTZ 50, DEUTZ 55, FIAT400, FIAT 500, MERCEDES BENZ</p>
 <p>I1469/11 11 dientes, Medida: Ø40.8mm. - LARGO 148.0mm., DEUTZ 50</p>	 <p>I1469I 10 dientes, GIRO IZQUIERDO, Medida: Ø38.5mm. - LARGO 148.0mm., FIAT650, 700</p>	 <p>I1469R REFORZADO 9 dientes, Ø34.5mm. LARGO 148.0mm., FIAT SOMECA, FIAT400, FIAT 500, DEUTZ A40, DEUTZ 50, DEUTZ 55, MERCEDES BENZ</p>	 <p>I1471 GIRO IZQUIERDO 9 dientes, Ø35mm. - LARGO 95.0mm., FIAT U25</p>



I1472
9 dientes, Medida: Ø35mm. -
LARGO 80.0mm., FIAT 411



I1780
12 sientes HELICOIDAL Ø58.5mm.
LARGO 95.0mm., FIAT 780



I1780R
17 DIENTES RECTOS, Ø57.5mm. -
LARGO 95.0mm., FIAT 780



I1782R
REFORZADO 12 dientes,
Ø43mm. - LARGO 95.0mm.,
FIAT 780



I2313
11 dientes, Medida: Ø39.5mm. -
LARGO 82.0mm., PALA
CARGADORA FRONTAL
MICHIGAN 45

TRABA Y RESORTE PARA IMPULSOR



A3086
TRABA BARRILITO, Arr. VARIOS,
MOTOR CONTINENTAL, JEEP,
ESTANCIERA, ETC.



R3200
RESORTE BARRILITO,
Arr. VARIOS, MOTOR
CONTINENTAL, JEEP,
ESTANCIERA, ETC.



R3205
RESORTE BARRILITO,
Arr. T. LUCAS, INDIEL, MOTOR
TORNADO, TORINO, VALINAT,
ETC.



R3206
RESORTE BARRILITO,
Arr. T. LUCAS, INDIEL, MOTOR
CONTINENTAL, JEEP,
ESTANCIERA, ETC.

CHAVETAS



C2061
CHAVETAS PARTIDAS SURTIDAS,
Arr. VARIOS, DEUTZ, J.DEERE,
FIAT, FORD, IVECO, M.BENZ, VW,
SCANIA, ETC.



C2091 - C2092
Arr. T. BOSCH, FKB, DEUTZ,
J.DEERE, FIAT, FORD, IVECO,
M.BENZ, VW, SCANIA, ETC.



C2093
Arr. T. BOSCH, FKB, DEUTZ,
J.DEERE, FIAT, FORD, IVECO,
M.BENZ, VW, SCANIA, ETC.



C2094 - C2095
Arr. T. BOSCH, BNG, DEUTZ,
J.DEERE, FIAT, FORD, IVECO,
M.BENZ, VW, SCANIA, ETC.



E1067
Arr. T. INDEL, LUCAS, TORNADO,
VALIANT, TORINO, ESTANCIERA,
JEEP, VALIANT, ETC.



E1068
Arr. T. DUCELLIER, INDIEL
RENAULT, PEUGEOT, ETC.



E1070
Arr. T. INDIEL, FORD F100

TOPE DE IMPULSOR



S2123
Arr. T. INDIEL, TOPE DE INDUCIDO,
CHEVROLET, FIAT, FORD,
RENAULT, PEUGEOT, VW



S2128
Arr. T. INDIEL, Arr. M93R, TOPE
DE INDUCIDO, CHEVROLET, FIAT,
FORD, RENAULT, PEUGEOT, VW



S2129
Arr. T. INDIEL, Arr. M100R, TOPE
DE INDUCIDO, DEUTZ, J.DEERE,
FIAT, FORD, IVECO, M.BENZ, VW,
SCANIA, ETC.



S2125
Arr. T. GAREF, TOPE DE
IMPULSOR FINO, FIAT,
PEUGEOT, ETC.

TOPE DE IMPULSOR



S2125G

Arr. T. GAREF, TOPE DE IMPULSOR GRUESO, FIAT, PEUGEOT, ETC.

ARGELITE



CS1030

T. ARGELITE, RENAULT 9

BOSCH



CS1018

TAPA DE MICARTA, RASTROJERO



CS1057

MERCEDES BENZ: SUPER TORQUE, SCANIA



CS1068

FIAT, FORD, RENAULT, PEUGEOT, VOLKSWAGEN, C/ IGNICION-C/ TERMINAL



CS1069

FIAT, FORD, RENAULT, PEUGEOT, VOLKSWAGEN, C/ ENCHUFE



CS1087

FIAT, FORD, RENAULT, PEUGEOT, VOLKSWAGEN, C/ ENCHUFE



CS1087/1

FIAT, FORD, RENAULT, PEUGEOT, VOLKSWAGEN, C/ ENCHUFE

DELCO



CS1001/1

CHEVROLET: PICK UP APACHE



CS1065

CHEVROLET, ETC.



CS1085/1

2ARRANQUES 28MT, DEUTZ, JOHN DEERE, FIAT, FORD, IVECO, MERCEDES BENZ, VOLKSWAGEN, SCANIA

GAREF



CS1006

FIAT 600



CS1006/1

FIAT 600, C/ OJAL, PEUGEOT, ETC



CS1007

FIAT 1500, PEUGEOT, ETC

HITACHI



CS1078/1
FIAT, FORD, RENAULT, PEUGEOT,
VOLKSWAGEN, CON ENCHUFE



CS1079/1
AFIAT, FORD, RENAULT,
PEUGEOT, VOLKSWAGEN



CS1004
DAIHATSU



CS1004/1
DAIHATSU

INDIEL



CS1002/1
DUNA, SAVEIRO, BMW



CS1003
ARR. M93, FORD MWM



CS1003/1
FORD DIESEL



CS1008
RENAULT TS, GOL DIESEL



CS1008/1
RENAULT TS 1400CC



Cs1009
TAUNUS FRONTAL



CS1009/1
TAUNUS



CS1011
ARR.M93, SIERRA, RENAULT,
VOLKSWAGEN, FIAT, PEUGEOT



CS1011/1
FIAT, RENAULT, PEUGEOT,
ARRANQUE FRONTAL CHICO



CS1011F
FORD ESCORT C/IGNICION



CS1011G
GOL, SAVEIRO S/ IGNICION



CS1011VW
GOL, GACEL



CS1022/1
AN 115 24v. (PICADILLO), DEUTZ,
JHON DEERE, FIAT, FORD, IVECO,
MERCEDES BENZ, VOLKSWAGEN,
SCANIA, ETC.



CS1022B/1
AN 115 24v. BAQUELITA, DEUTZ,
JOHN DEERE, FIAT, FORD,
IVECO, MERCEDES BENZ,
VOLKSWAGEN SCANIA ETC.



CS1023
AN 115 12v.TODOS ARMADA
CS1023/1
AN 115 12v. TODOS (TAPA SOLA)



CS1024
CHEVROLET, FORD



CS1034
AN 115 24v. TODOS REFORZADA
TAPA DE PICADILLO



CS1034B
AN 115 24v. TODOS TAPA
DE BAQUELITA



CS1044
RENAULT, PEUGEOT,
VOLKSWAGEN



CS1084/1
FIAT, FORD, RENAULT, PEUGEOT,
VOLKSWAGEN, C/ ENCHUFE

M. MARELLI



CS1029
FIAT, CHEVROLET, FORD

MOTORCRAFT-FORD



CS1005
FORD



CS1005/1
FORD

NASHVILLE



CS1045
MERCEDES BENZ (BAQUELITA)

TRIA



CS1017
DODGE, VOLKSWAGEN



CS1017/1
DODGE, VOLKSWAGEN



CS1019
DODGE, VOLKSWAGEN,
DODGE 1500

VALEO



CS1035
RENAULT, PEUGEOT

WAPSA-BOSCH



CS1047
MOTOR MWM, VOLKSWAGEN:
SEDA

REPARACION SOLENOIDE

 <p>C3070 Arr. T. GAREF, FIAT 600, FIAT 128, FIAT 1500, FIAT 1600, FIAT UNO, FIAT DUNA, ETC.</p>	 <p>C3006 Arr. T. INDIEL, AN115 12v.</p>	 <p>C3007 Arr. T. INDIEL, AN115 24v.</p>	 <p>C3071 Arr. T. INDIEL, RENAULT</p>
 <p>C3072 Arr. T. INDIEL, TAUNUS</p>	 <p>C3073 Arr. T. INDIEL, RASTROJERO</p>	 <p>C3080 Arr. T. INDIEL, RENAULT 11</p>	 <p>C3074 Arr. T. TAMATEL</p>

CONTACTO SOLENOIDE

 <p>C3095 Arr. T. NIPPONDENSO, 2,4, 4KW, Med. 16x16-AGUJERO 8mm.</p>	 <p>C3096 Arr. T. NIPPONDENSO, 2,5, 4KW, Med. 20x20-AGUJERO 12mm.</p>	 <p>C3097 Arr. T. NIPPONDENSO, 1/1, 2/2, 2,5, 4KW, Med. 30x20-AGUJERO 10mm.</p>	 <p>C3098 Arr. T. NIPPONDENSO, 1, 1,2KW, Med. 16x22-AGUJERO 8mm.</p>
 <p>C3099 Arr. T. NIPPONDENSO, 2,4, 4KW, Med. 16x22-AGUJERO 8mm.</p>	 <p>C3100 Arr. T. NIPPONDENSO, Med. 20x45-AGUJERO 10mm.</p>	 <p>C3101 Arr. T. NIPPONDENSO, 2,5, 4KW, Med. 20x30-AGUJERO 10mm.</p>	 <p>C3102 Arr. T. NIPPONDENSO, 2,5KW, Med. 30x20-AGUJERO 10mm.</p>
 <p>C3104 Arr. T. NIPPONDENSO, 1,2, 1,4KW, Med. 22x16-AGUJERO 8mm.</p>	 <p>C3105 Arr. T. NIPPONDENSO, 1,1, 1,2KW, Med. 16x23-AGUJERO 10mm.</p>	 <p>C3106 Arr. T. NIPPONDENSO, 1,2, 1,4KW, Med. 20x25-AGUJERO 10mm.</p>	 <p>C3107 Arr. T. NIPPONDENSO, 2,5, 4KW, Med. 16x23-AGUJERO 8mm.</p>
 <p>C3108 Arr. T. NIPPONDENSO, 1,0KW, Med. 17x23-AGUJERO 8mm.</p>	 <p>C3109 Arr. T. NIPPONDENSO, 1,2KW, Med. 23x17-AGUJERO 8mm.</p>		

PUENTE DE COBRE SOLENOIDE



14 x 33 x 2mm.

C9115

Arr. T. GAREF, Med. 14x33x2mm., FIAT



14 x 33 x 2mm.

C9114

Arr. T. INDIEL, Med. 14x33x2mm., RENAULT, PEUGEOT



15,5 x 43 x 2,5mm.

C9116

Arr. T. INDIEL, AN 24v., Med. 15,5x43x2,5mm.



14,5 x 37 x 2mm.

C9117

Arr. T. INDIEL, Med. 14,5x37x2mm., FORD TAUNUS FRONTAL



15,5 x 43 x 2mm.

C9118

Arr. T. INDIEL, AN 115 12v., Med. 15,5x43x2mm.


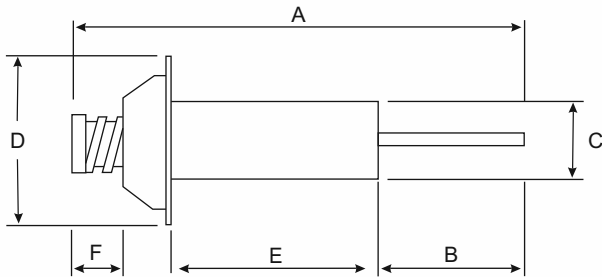


14 x 37 x 2mm.

C9120

Arr. T. INDIEL, FRONTAL MODELO NUEVO, Med. 14x37x2mm.

PISTON DE SOLENOIDE



C3011

Arr. T. TRIA, DODGE 1500, POLARA



P8130

Arr. T. NIPPONDENSO TOYOTA, CHEVROLET: LUV, MAZDA

A:	96,0
F:	8,4
B:	36,5
D:	36,8
C:	20,6
E:	37,0



A:	96,6
F:	5,5
B:	39,2
D:	35,0
C:	20,6
E:	37,5

P8131

Arr. T. NIPPONDENSO ISUZU, TOYOTA: CELICA



A:	125,3
F:	5,5
B:	68,0
D:	35,0
C:	20,6
E:	37,5

P8131L

Arr. T. NIPPONDENSO ISUZU, TOYOTA



A:	124,6
F:	7,7
B:	64,6
D:	36,8
C:	20,6
E:	37,0

P8132

Arr. T. NIPPONDENSO ISUZU, TOYOTA



A:	119,4
F:	20,0
B:	41,0
D:	39,7
C:	20,6
E:	44,0

P8133

Arr. T. NIPPONDENSO ISUZU, TOYOTA



A:	116,2
F:	20,0
B:	40,0
D:	40,2
C:	20,6
E:	42,5

P8135

Arr. T. NIPPONDENSO ISUZU, TOYOTA



A:	119,4
F:	20,0
B:	43,0
D:	39,7
C:	20,6
E:	41,0

P8230

Arr. T. NIPPONDENSO CHEVROLET: LUV, NISSAN, TOYOTA, ISUZU

REGISTRO SOLENOIDE



R2113

Arr. T. IME, PEUGEOT, RASTROJERO



R2114

Arr. T. INDIEL, CITROEN, FIAT, FORD, RENAULT, PEUGEOT, VW, ETC.



R2115

Arr. T. INDIEL, FORD



R2116

Arr. T. INDIEL, CITROEN, FIAT, FORD, RENAULT, PEUGEOT, VW, ETC.

REGISTRO SOLENOIDE



R2164

Arr. T. INDIEL, CITROEN, FIAT, FORD, RENAULT, PEUGEOT, VW, ETC.



T2151

Arr. T. INDIEL, PEUGEOT, RENAULT

BUJE



B5646

Arr. T. DIPRA, P/CUBREIMPULSOR 101016, 101044, 101430, 101469, Z9 C/PESTAÑA, Med. 34.50x44x42mm.



B5647

Arr. T. DIPRA, P/CUBREIMPULSOR 101469/10, Z10 Y Z11, Med. 40x44.06x30mm.



B5905

Arr. T. DIPRA, P/CUBREIMPULSOR 101470, Z9, Med. 35x39.10x41.3mm.

BUJE CENTRADOR



B6100

Arr. T. INDIEL, FIAT DUNA, PALIO, SIENA-MOTOR 1.4, 1.6-RENAULT TRAFIC, RENAULT 18 1400CC, Med. 11x8.5x11mm.



B6101


Arr. T. BOSCH, FIAT, RANAULT, VW, Med. 12x9x11



B6102


Arr. T. VALEO, INDIEL, RENAULT18, RENAULT 19, KANGOO, TRAFIC, Med. 12x9x11

TORNILLOS PASANTES ARRANQUE




T2003

Arr. T. BOSCH, M.BENZ, FIAT, DEUTZ, SCANIA, VOLVO, ETC., Med. M.6x212mm.




T2004

Arr. T. BOSCH, M.BENZ, FIAT, DEUTZ, SCANIA, VOLVO, ETC., FKB, Med. M.6x246mm.-M.6x196mm.



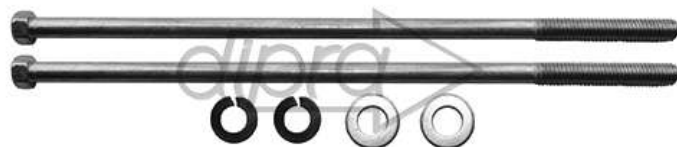
T2031

Arr. T. BOSCH, M.BENZ, FIAT, DEUTZ, SCANIA, VOLVO, ETC., Med. M.6x168mm.-CABEZA HEXAGONAL



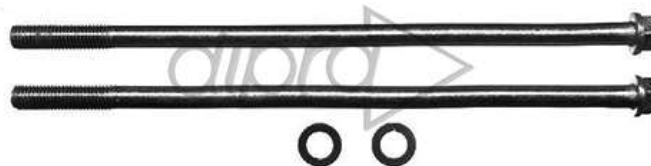
T2032

Arr. T. BOSCH, M.BENZ, FIAT, DEUTZ, SCANIA, VOLVO, ETC., BNG-DOBRE ROSCA, Med. M.6x180mm.



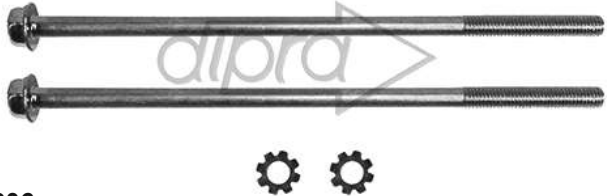
T2123

Arr. T. BOSCH, RASTROJERO (MOTOR INDENOR Y BORGWARD), Med. M.6x168mm.-CABEZA HEXAGONAL

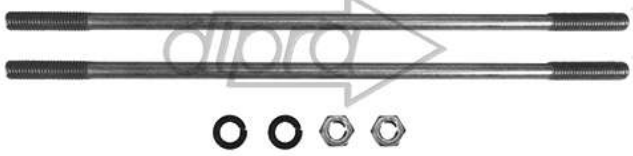


T2203


Arr. T. BOSCH, INDIEL, HITACHI, M.BENZ, FIAT, DEUTZ, SCANIA, VOLVO, ETC., M74, Med. M.5x125mm.-CABEZA HEXAGONAL




T2206
Arr. T. BOSCH, INDIEL, CITROEN, FIAT, PEUGEOT, RENAULT, VW, ETC.,
Med. M.5x125mm.-CABEZA HEXAGONAL



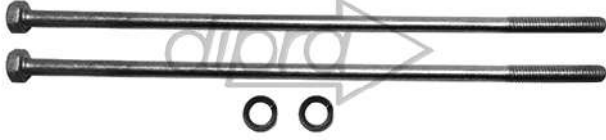
T2207
Arr. T. BOSCH, CITROEN, FIAT, PEUGEOT, RENAULT, VW, ETC.,
DOBLE ROSCA, Med. M.5x160mm.




T2211
Arr. T. BOSCH, CITROEN, FIAT, PEUGEOT, RENAULT, VW, ETC.,
Med. M.5x160mm.-CABEZA HEXAGONAL



T2223
Arr. T. BOSCH, CITROEN, FIAT, PEUGEOT, RENAULT, VW, ETC.,
CABEZA HEXAGONAL-CON ARANDELAS, Med. M.5x116mm.-



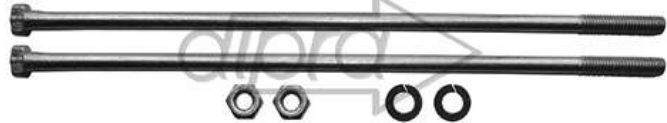
T2218
Arr. T. DELCO, NIPPONDENSO, M.BENZ, FIAT, DEUTZ, SCANIA,
VOLVO, ETC., MT28, Med. M.6x185mm.




T2221
Arr. T. DELCO, M.BENZ, FIAT, DEUTZ, SCANIA, VOLVO, ETC., 29MT,
Med. M.6x154mm.




T2189
Arr. T. GAREF, FIAT 128, DUNA, UNO, PEUGEOT, DODGE 1500,
Med. M.5x188mm.-CABEZA MARTILLO



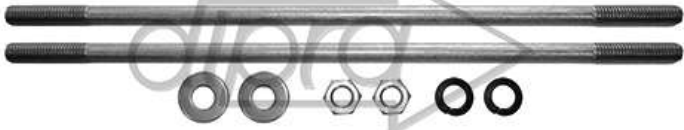
T2188
Arr. T. GAREF, FIAT 1500, 1600, Med. M.6x193mm.-CABEZA MARTILLO



T2190
Arr. T. GAREF, FIAT 1600, Med. M.6x166mm.-CABEZA MARTILLO




T2191
Arr. T. GAREF, FIAT 125, DOBLE ROSCA, Med. M.6x158mm.



T2194
Arr. T. GAREF, INDIEL, DUCELLIER, FIAT 600, RENAULT, PEUGEOT,
Med. M.5x153mm.




T2150
Arr. T. INDIEL, 10 TORNILLOS TAPA INTERMEDIA .IKA,
FORD Arr. T.INDIEL , IKA, FORD, Med. 10/32x12.7



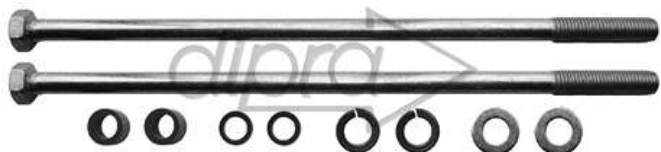
T2192

Arr. T. INDIEL, GAREF, IKA, FORD, CHEVROLET, Med. W1/4x160mm.




T2017

Arr. T. INDIEL, PERKINS, PEUGEOT, FIAT, DIESEL LIGERO, RASTROJERO, Med. W5/16x185mm.



T2018

Arr. T. INDIEL, FIAT, DEUTZ, M.FERGUSON, J.DEERE, M.BENZ, PEUGEOT, SCANIA, ETC., Med. W5/16x222mm.



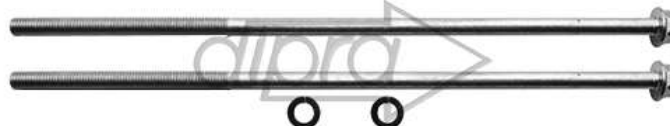
T2206

Arr. T. INDIEL, BOSCH, CITROEN, FIAT, PEUGEOT, RENAULT, VW, ETC., ARR.T.INDIEL M93 Med. M.5x125mm.-CABEZA HEXAGONAL



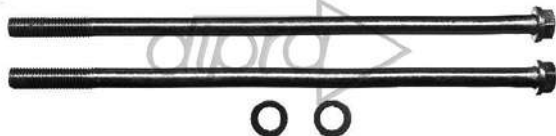
T2199

Arr. T. INDIEL, PEUGEOT, VW, FIAT, FORD, M93, Med. M.5x142mm.




T2200

Arr. T. INDIEL, RENAULT 11, 19, M93, Med. M.5x166mm.




T2217

Arr. T. INDIEL, CHEVROLET, CITROEN, FIAT, FORD, PEUGEOT, VW, ETC., M93-CON REDUCCION, Med. M.6x140mm.




T2219

Arr. T. INDIEL, M.BENZ, FIAT, DEUTZ, SCANIA, VOLVO, ETC., M100R, Med. M.6x145mm.



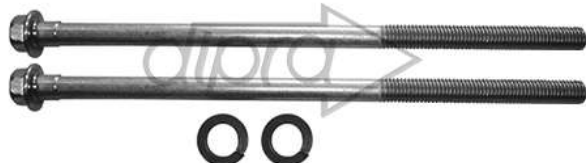
T2196

Arr. T. INDIEL, RENAULT 4, 6, 12, 18, PEUGEOT 504, 405, FIAT, Med. M.7x150mm.



T2197

Arr. T. INDIEL, TORINO, M100, Med. M.7x170mm.



T2198

Arr. T. INDIEL, FORD FALCON, F100, FIAT 125, M100, Med. M.7x150mm.



T2222

Arr. T. MOTORCRAFT, FORD, FORD COURRIER, ETC., Esparrago M.6 un extremo con hexagono y M.5x160



T2006

Arr. T. TRIA, DODGE, Med. 1/4x124mm.



T2215

Arr. T. WAPSA, BOSCH, GOL DIESEL, SENDA DIESEL, SAVEIRO DIESEL, Med. M.6x56mm.



T2212

Arr. T. TRIA, DODGE, Med. 1/4x124mm.

TORNILLOS SUJETA SOLENOIDE



T3110

Arr. T. BOSCH, M.BENZ, DEUTS, PERKINS, FIAT, JF, Med. M.5x40mm.



T3205

Arr. T. BOSCH, RENAULT, FORD, FIAT, VW, CHEVROLET M.5x33mm., Med. M.5x33mm.



T3173

Arr. T. BOSCH, RENAULT, FORD, FIAT, VW, CHEVROLET M.5x33mm., Med. M.5x33mm.



T3174

Arr. T. DELCO, CHEVROLET, ETC., 3 TORN. SOLENOIDE-2 TORN. PORTA ESCOBILLAS, AUTORROSCANTE M.4x20mm. M.5x8.5




T3219

Arr. T. HITACHI, CHEVROLET, CITROEN, FIAT, FORD, PEUGEOT, VW, ETC., M93R, Med. M.6x44mm.-CABEZA HEXAGONAL




T3220

Arr. T. HITACHI, CHEVROLET, CITROEN, FIAT, FORD, PEUGEOT, VW, ETC., M74R, Med. M.6x35mm.-CABEZA HEXAGONAL



T3066

Arr. T. INDIEL, CITROEN, FIAT, FORD, RENAULT, PEUGEOT, VW, ETC., DOBLE ROSCA Y TUERCAS



T3067

Arr. T. INDIEL, CITROEN, FIAT, FORD, RENAULT, PEUGEOT, VW, ETC., DOBLE ROSCA, Med.



T3111

Arr. T. INDIEL, M.BENZ, FIAT, PERKINS, PEUGEOT, DEUTZ, Med. M.6x25mm.



T3116

Arr. T. INDIEL, PERKINS, FIAT, MODELO VIEJO, Med. NF1/4x44mm.



T3168

Arr. T. INDIEL, RENAULT, PEUGEOT, SIERRA, FORD, FIAT, M93, Med. M.5x42mm.



T3171

Arr. T. INDIEL, FORD, Med. M.6x38mm.



T3216

Arr. T. INDIEL, FORD, MOTOR MWM, Med. M.5x48mm.



T3170

Arr. T. VALEO, CITROEN, FIAT, FORD, RENAULT, PEUGEOT, VW, ETC., Med. M.4x34mm.



T3172

Arr. T. VALEO, CITROEN, FIAT, FORD, RENAULT, PEUGEOT, VW, ETC., 2 TORNILLOS AUTORROSCANTE, Med. M.4x34mm.



T2220

Arr. T. VALEO, CHEVROLET, CITROEN, FIAT, FORD, PEUGEOT, VW, ETC., CABEZA EXAGONAL, Med. M.5x32mm.-CABEZA HEXAGONAL



T1138
Arr. T. ARGELITE, AUTOLITE,
DODGE, POLARA, ETC.,
Med. 3/8x21mm.



T1133
Arr. T. BOSCH, DEUTZ, J.DEERE,
FIAT, FORD, IVECO, M.BENZ, VW,
SCANIA, ETC., Med. M8X20mm.



T1134
Arr. T. BOSCH, RASTOJERO EJD,
BPD, FKB, Med. M.10x15mm.



T1140
Arr. T. BOSCH, DEUTZ, J.DEERE,
FIAT, FORD, IVECO, M.BENZ,
VW, SCANIA, ETC., BNG,
Med. M.10x19mm.



T1156
Arr. T. BOSCH, M.BENZ, DEUTZ,
FIAT, JF, Med. M.10x17.5mm.



T1175
Arr. T. BOSCH, VW, RENAULT,
PEUGEOT, Med. M.10x8,9mm.



T1136
Arr. T. DELCO, DEUTZ, J.DEERE,
FIAT, FORD, IVECO, M.BENZ, VW,
SCANIA, ETC., Med. 3/8x19mm.



T1136/12
Arr. T. DELCO, DEUTZ, J.DEERE,
FIAT, FORD, IVECO, M.BENZ, VW,
SCANIA, ETC., Med. 3/8x19mm.



T1139
Arr. T. DELCO, DEUTZ, J.DEERE,
FIAT, FORD, IVECO, M.BENZ, VW,
SCANIA, ETC., PASO FINO-
24 HILOS, Med. 3/8x16mm.



T1172
Arr. T. DELCO, CHEVROLET,
ETC., Med. 3/8x19mm.



T1177
Arr. T. DELCO, DEUTZ, J.DEERE,
FIAT, FORD, IVECO, M.BENZ, VW,
SCANIA, ETC., MT28,
Med. M.10x8.9mm.



T1178
Arr. T. DELCO, DEUTZ, J.DEERE,
FIAT, FORD, IVECO, M.BENZ,
VW, SCANIA, ETC., MT28,
Med. W3/8x15.30mm.



T1179
Arr. T. DELCO, DEUTZ, J.DEERE,
FIAT, FORD, IVECO, M.BENZ, VW,
SCANIA, ETC., MT28,
Med. M.10x1,5mm.




T1180
Arr. T. DELCO, DEUTZ, J.DEERE,
FIAT, FORD, IVECO, M.BENZ,
VW, SCANIA, ETC., MT28,
Med. M.10x1,5mm.



T1141
Arr. T. GAREF, FIAT 600, 128,
Med. M.10x9.5mm.




T1148
Arr. T. GAREF, FIAT 1500,
Med. M.10x14mm.



T1135
Arr. T. INDIEL, DEUTZ, J.DEERE,
FIAT, FORD, IVECO, M.BENZ, VW,
SCANIA, ETC.



T1137
Arr. T. INDIEL, DEUTZ, J.DEERE,
FIAT, FORD, IVECO, M.BENZ,
VW, SCANIA, ETC., CAV,
Med. 3/8x17mm.



T1142
Arr. T. INDIEL, IKA, FORD,
CHEVROLET, Med. 3/8x17mm.



T1145
Arr. T. INDIEL, FORD, RENAULT,
PEUGEOT, M100 -M93,
Med. M.10x14mm.



T1146
Arr. T. INDIEL, FIAT 411,
Med. M.10x17mm.



T1182
Arr. T. INDIEL, FORD, RENAULT,
M93R-M100, Med. M.10x19mm.-
CABEZA Ø14mm.



T1147
Arr. T. LUCAS, INDIEL,
SIAM DI TELLA, MORRIS,
Med. 3/8x14mm.



T1143
Arr. T. TAMATEL, PEUGEOT,
Med. M.8x12mm.



T1152

Arr. T. TRIA, DODGE 150,
Med. 3/8x17mm.



T1153

Arr. T. TRIA, DODGE POLARA,
Med. 3/8x14mm.




T1176

Arr. T. VALEO, CITROEN,
CHEVROLET, FORD, RENAULT,
PEUGEOT, VOLKSWAGEN,
Med. M.8x12mm.



T1181

Arr. T. VALEO, CITROEN,
CHEVROLET, FIAT, FORD, VW,
Med. M.8x13mm.-
CABEZA Ø15.5mm.



T1144

Arr. T. ETC., PEUGEOT,
Med. 8x16mm.



T1155

Arr. T. WAPSA, BOSCH, GOL,
SENDA, SAVEIRO, 24 HILOS,
Med. 3/8x16mm.

INDUCIDOS



321000

Arr. T. DIPRA / INDIEL, FIAT, IVECO, J.DEERE, M.FERGUSON, M.BENZ,
VW, ETC., T. AN115 24v.



321101

Arr. T. DIPRA / INDIEL, FIAT, IVECO, J.DEERE, M.FERGUSON, M.BENZ,
VW, ETC., T. AN115 12v.



321102

Arr. T. DIPRA / INDIEL, FIAT, IVECO, J.DEERE, M.FERGUSON, M.BENZ,
VW, ETC., T. AN115 12v.




321103

Arr. T. DIPRA / INDIEL,
PEUGEOT, T. AN115 12v.


321104

Arr. T. DIPRA / INDIEL, FIAT,
IVECO, J.DEERE, M.FERGUSON,
M.BENZ, VW, ETC., T. AN115 24v.




321109

Arr. T. DIPRA / INDIEL, FIAT, IVECO, J.DEERE, M.FERGUSON,
M.BENZ, VW, ETC., T. AN 115 12v. EJE SUPER LARGO GIRO
DERECHO (ARRANQUE 301469)




321110

Arr. T. DIPRA / INDIEL, FIAT, IVECO, J.DEERE, M.FERGUSON,
M.BENZ, VW, ETC., T. AN 115 24v. EJE SUPER LARGO
(ARRANQUE 301469/24)



321111

Arr. T. DIPRA / INDIEL, FIAT, IVECO, J.DEERE, M.FERGUSON,
M.BENZ, VW, ETC., T. AN 115 12v. EJE SUPER LARGO GIRO
IZQUIERDO (ARRANQUE 301469I)



321122

Arr. T. DIPRA / INDIEL, FIAT, IVECO, J.DEERE, M.FERGUSON,
M.BENZ, VW, ETC., T. AN 115 12v. CORTA GIRO IZQUIERDO



K1007

Arr. T. INDIEL, FORD FALCON, F100, ETC., ARRANQUE TIPO M100



K1020

Arr. T. BOSCH, ETC., FIAT, IVECO, J.DEERE, M.FERGUSON, M.BENZ, VW, ETC., JF BRASIL

K1040

Arr. T. INDIEL, FIAT, IVECO, J.DEERE, M.FERGUSON, M.BENZ, VW, ETC., AN115 LARGO

K1040/1

Arr. T. INDIEL, FIAT, J.DEERE, M.FERGUSON, ETC., AN115 CORTO

K1040/2

Arr. T. INDIEL, FIAT, IVECO, J.DEERE, M.FERGUSON, M.BENZ, VW, ETC., AN115 LARGO-24v.

K1040/3















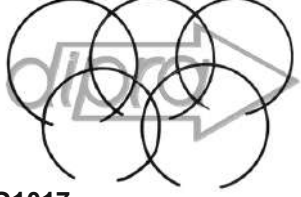








Arr. T. INDIEL, FIAT, J.DEERE, M.FERGUSON, PEUGEOT, ETC., AN115-DIESEL LIGERO



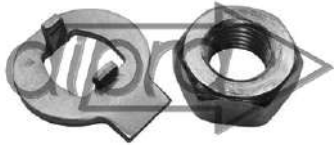












K1040/4

Arr. T. INDIEL, MERCEDES BENZ, AN115





 <p>802072 Arr. T. BOSCH, DEUTZ, J.DEERE, FIAT, FORD, IVECO, M.BENZ, VW, SCANIA, ETC., TAPA PORTA ESCOBILLAS</p>	 <p>A1015 Arr. T. BOSCH, NASHVILLE, BNG, ARANDELA DE BRONCE EMBRAGUE</p>	 <p>A1022 Arr. T. BOSCH, NASHVILLE, BNG, ARANDELA DE HIERRO EJE Y PIÑON, Med. 15.5x21.3x0.5, 22.5x22.5x0.3</p>	 <p>A1024 Arr. T. BOSCH, NASHVILLE, BNG, ARANDELA DE PUNTA DE EJE, Med. 12.5x21x2</p>
 <p>A1026 Arr. T. BOSCH, NASHVILLE, BNG, ARANDELA DE HIERRO</p>	 <p>A2018 Arr. T. BOSCH, NASHVILLE, BNG, ARANDELA DE MICARTA, EMBRAGUE, Med. 38x55x3.5, Med. 38x55x3.5</p>	 <p>A4040 Arr. T. BOSCH, NASHVILLE, BNG, ARANDELA DE FIBRA PERNO GUIA, Med. 16.7x35x1</p>	 <p>BNG1001 Arr. T. BOSCH, NASHVILLE, BNG, PERNO GUIA RECTIFICADO</p>
 <p>BNG1008 Arr. T. BOSCH, NASHVILLE, BNG, DISCO LEVANTA GATILLO</p>	 <p>E4028 Arr. T. BOSCH, NASHVILLE, BNG, EJE TENSOR</p>	 <p>E5015 Arr. T. BOSCH, NASHVILLE, BNG, ARANDELA DE BRONCE EMBRAGUE</p>	 <p>E5020 Arr. T. BOSCH, NASHVILLE, BNG, ARANDELA COMPENSACION EMBRAGUE, 47x68x0.20mm.</p>
 <p>E5021 Arr. T. BOSCH, NASHVILLE, BNG, ARANDELA DE CHOQUE EMBRAGUE, Med. 22.4x67x1.6mm</p>	 <p>E5022 Arr. T. BOSCH, NASHVILLE, BNG, RESORTE CONICO DE EMBRAGUE</p>	 <p>G1017 Arr. T. BOSCH, NASHVILLE, BNG, AROS RETEN DE ARANDELAS EMBRAGUE</p>	 <p>G1019 Arr. T. BOSCH, NASHVILLE, BNG, JUNTA DE GOMA GUARDAPOLVO ARRANQUE</p>
 <p>G2003 Arr. T. BOSCH, NASHVILLE, BNG, JUEGO RETEN DE PIÑON</p>	 <p>G2004 Arr. T. BOSCH, NASHVILLE, BNG, TAPA RETEN PIÑON</p>	 <p>S1005 Arr. T. BOSCH, NASHVILLE, BNG, BORNE DE MASA</p>	 <p>S1023 Arr. T. BOSCH, NASHVILLE, BNG, BORNE DE POTENCIA, CURVO-COMPLETO</p>
 <p>S1102 Arr. T. BOSCH, NASHVILLE, BNG, BORNE DE POTENCIA, RECTO-COMPLETO</p>	 <p>T1213 Arr. T. BOSCH, NASHVILLE, BNG, TORNILLOS MILIMETRICOS SURTIDOS,</p>	 <p>T9034 Arr. T. BOSCH, NASHVILLE, BNG, JUEGO TUERCAS DE BOBINA BNG</p>	

 <p>A1078 Arr. T. BOSCH, NASHVILLE, FKB, ARANDELA DE HIERRO EJE Y PIÑON, Med. 22.5x26.5x0.3</p>	 <p>A1094 Arr. T. BOSCH, NASHVILLE, FKB, ARR.FKB SEGURO IMPULSOR</p>	 <p>A1095 Arr. T. BOSCH, NASHVILLE, FKB, TUERCA Y SEGURO EJE TENSOR</p>	 <p>A1107 Arr. T. BOSCH, NASHVILLE, FKB, SUPLEMENTO ENTRE BUJE Y RULEMAN, Med. 36x48x1</p>
 <p>E4016 Arr. T. BOSCH, NASHVILLE, FKB, EJE TENSOR LARGO, Med. 324mm.</p>	 <p>E4016C Arr. T. BOSCH, NASHVILLE, FKB, EJE TENSOR CORTO, Med. 290mm.</p>	 <p>E4016M Arr. T. BOSCH, NASHVILLE, FKB, EJE TENSOR, MEDIANO, Med. 306mm.</p>	 <p>E5063B Arr. T. BOSCH, NASHVILLE, FKB, ARANDELA EMBRAGUE EXTERIOR DE BRONCE</p>
 <p>E5064 Arr. T. BOSCH, NASHVILLE, FKB, ARANDELAS DE CALIBRACION, ARRANQUE FKB</p>	 <p>E5066 Arr. T. BOSCH, NASHVILLE, FKB, ARANDELA ELASTICA DE EMBRAGUE</p>	 <p>Kb1053 Arr. T. BOSCH, NASHVILLE, FKB, TAPA CIERRE DE CAMPANA, ARRANQUE FKB</p>	 <p>S1201 Arr. T. BOSCH, NASHVILLE, FKB, JUEGO DE CONEXION PARA BORNE 50 , ARRANQUE FKB</p>
 <p>S1205 Arr. T. BOSCH, NASHVILLE, FKB, BORNE DE POTENCIA, ARRANQUE FKB</p>	 <p>S1207 Arr. T. BOSCH, NASHVILLE, FKB, BORNE DE POTENCIA, ARRANQUE FKB</p>	 <p>T1241 Arr. T. BOSCH, NASHVILLE, FKB, JUEGO DE ESPARRAGOS SUJETA SOLENOIDE, FKB</p>	

dipra  [®]

AUTOPARTES ELECTRICAS

 INDUSTRIA ARGENTINA

FABRICA Y DISTRIBUYE
SOME S.R.L.